



Crystal
Nails® 

2018 SUMMER EXTRA



COMPACT BASE GEL

NEW!

NEW! COMPACT BASE GEL –

A NEW GENERATION OF BASE GEL AND NAIL STRENGTHENER

Our new 2 in 1 compact base gel is a soak-off, flexible and super dense nail strengthener gel in a convenient polish bottle with a brush cap. Despite its high density, it's easy to work with since it's self-leveling and creates a smooth surface. Features very strong adhesion thus perfect for a base layer. Enhances the durability of the nails as nail strengthener but also could be used for creating the C-curve, fixing chipped nails or for sculpting nail extensions using a nail form.

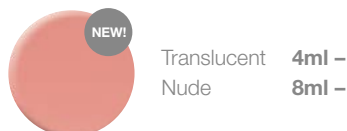
Cover Pink: Our beautiful Pink cover color with opaque coverage. Recommended for French nails / pink and whites. Apply this Compact base gel as the base layer, the nail strengthener and as the pink base color of the French nails, then apply the white free edge color (recommended CoverPRO white) and use a top gel to finish the perfect French look.

Translucent Nude: Medium opaque, natural, nude color that blends right with the color of the natural nails. Perfect for strengthening nails or creating less dramatic, natural effect as well as a base under less opaque colors.

Step by step:

- Prepare the nails with Spray Prep, Nail prep or No Buffer Scrub. No need for primer. - Apply color gel polish over the properly cured surface (Don't remove the thin tacky layer. It helps with applying the color more preciously.) - Compatible with all gel polishes - Using it as a base under ONE STEP CrystalLacs extends their durability similar to the 3 STEP CrystalLacs (up to 3 to 4 weeks)
- Features extreme adhesion hence perfect under hard gels too - In case of sculpting- first remove the tacky layer then shape it like hard gels

Curing times: UV 2-3 mins; LED 1-2 mins.



Our Builder Base gel only gives you a thin base layer that you need to enhance with a thicker layer of Easy Off Hardener gel in order to strengthen the natural nails. With our NEW Compact Base gel, it will be possible in only one step. Our NEW Compact Base gel provides you with extreme adhesion and strengthening however you can use it to sculpt nail extensions just like with our hard gels.

**MORE DURABLE THAN EVER,
EXTRA STRONG ADHESIVE
BASE GEL AND NAIL STRENGTHENER!**

SELF-LEVELING:
Its perfect self-leveling feature creates a
flawless surface!

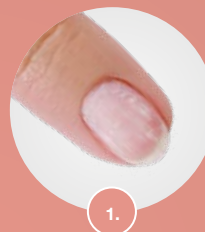
SPEEDS UP THE SALON WORK:
Features very strong adhesion thus perfect
for a base layer. Enhances the durability of
the nails as nail strengthener but also could
be used for creating the C-curve, fixing
chipped nails or for sculpting
nail extensions using
a nail form.

**In three
colors:**
Clear,
Cover Pink,
Translucent
Nude




COMPACT BASE GEL STEP BY STEP

BY MELINDA DROZDIK



1.

Prepare natural nail with cuticle pusher and remove the unnecessary parts. Matte the nail surface with buffer, then apply Spray Prep.




2.

Apply one layer of NEW! Cover Pink Compact Base Gel for natural nail, do not cure it!



3.

Apply one bigger scoop of NEW! Cover Pink Compact Base Gel in the middle of natural nail.




4.

Disperse the gel with 0 Short brush, first to the U-shaped rampart, then to free edge. Create C-curve, then cure it 2-3 mins in UV lamp.



5.

Create free edge with Cover-PRO White Crystalac and 0 Short brush, then cure it 2-3 mins in UV lamp.



6.

Cover it with Cool Top gel, then cure it 2-3 mins in UV lamp. Apply cuticle oil.

Base Gels and properties	BASE GEL	BUILDER BASE GEL	EASY OFF HARDENER GEL	COMPACT BASE GEL
Consistency	soft	medium dense	dense	extra dense
Shape retain	-	-	-	✓
Adhesion	• •	• • •	•	• • • •
Elasticity	✓	✓	✓	✓
Solubility	soak off	soak off	easy to soak off	hard to soak off*
Available colours	Clear	Clear	Clear, Milky Pink, Pink, Milky White	Clear, Cover Pink, Translucent Nude
Bending	-	-	-	✓
Application	thin layer	thin layer	over of Base Gel fölé on middle thick	thin layer, thick layer, C-arc
Nail hardening	-	-	✓	✓
Sculpting C-curve	-	-	-	✓
Nail extension (with form)	-	-	only nail correction (ex. replace of broken nail corner max 1-2 mm)	kb. 5 mm
Cure time	UV 2-3 mins, LED 1-2 mins	UV 2-3 mins, LED 1-2 mins	UV 2-3 mins, LED 1-2 mins	UV 2-3 mins, LED 1-2 mins

*Compact Base Gel's soak-off time depend on the sizes of layers, it can be longer than Base Gel, Builder Base Gel or Easy Off Hardener Gel.



3 STEP CRYSTALAC

NEW 3S84 Neon lemonade and NEW 3S85 Neon flamingo flower 3 STEP Crystal Lac.
decoration: NEW Stage Queen Swarovski Festival Collection and Xtreme transfer foil
(by Dóra Dóvicsáki)



3
STEP

NEW!

NEW! 3 STEP CRYSTALAC TREND COLORS OF 2018 SUMMER

EXTRA DURABILITY AND WONDERFUL COLORS IN 3 STEPS!

Beach, sunshine, cocktails. Imagine sipping your New 3S84 Neon Lemonade while you are at the beach with NEW 3S85 Neon flamingo flower pinned to your hair. Simply cheer up your clients' nails with the new trend colors of the year the NEW 3S86 Ultraviolet and the hot NEW 3S87 Neon red.

4ml –

8ml –



3S84
Neon Lemonade



3S85
Neon flamingo
flower



3S86
Ultraviolet



3S87
Neon red



The most durable and
professional solution!

3 weeks durability!

Professional!



3
STEP




3 STEP CRYSTALAC



3
STEP



3
STEP





ONE STEP CRYSTALAC

NEW!

NEW! ONE STEP CRYSTALAC TREND COLORS OF 2018 SUMMER

FAST GEL POLISHING WITH VIVID COLORS

New soft and mellow ONE STEP colors create a beach party mood with palm trees in your salon. With the NEW creamy 1S62 Madagascar vanilla, NEW 1S63 Coral orange and the NEW 1S64 Minty mojito your clients will feel like they are on a white sandy beach.

4ml –
8ml –



One step!

Base and top gels are not
necessary!

Easy to soak off!

Non-cleansing!

To increase the shine
of your ONE STEP
CrystaLac, use Super
Shine Optic!

NEW 1S62 Madagascar vanilla ONE STEP CrystaLac, decoration: Royal Cream Gel #11 NEW
Lead dancer Swarovski Festival Collection (by Silvia Balázs)



ONE
STEP



ONE
STEP

ONE
STEP



UNIVERSAL AND 3 STEP CRYSTALAC BASE GELS

UNIVERSAL BASE GELS



NEW!
COMPACT BASE GEL
New generation of base gel and nail strengthener

Soak-off, flexible and super dense nail strengthener gel, it's self-leveling and creates smooth surface. Despite its high density, it's easy to work with. Features very strong adhesion thus perfect for a base layer. Enhances the durability of the nail strengthener but also could be used for creating the C-curve, fixing chipped nails for sculpting nail extensions using nail forms.

Cure time in the
UV lamp: 2-3 mins,
in LED: 1-2 mins.

4ml –
8ml –
*13ml –

**Only Clear is
available in 13ml.
Check page 2.*



**COVER LIGHTPINK
BASE GEL**
Colored base gel in paler pink shade

Unique developed, colored, flexible, easy to soak off, paler pink shade version of Cover Pink Base Gel. Like Cover Pink Base Gel, it's extremely easy to handle, it can be spread easily on the nail surface.
In paler pink shade, less pigmented than Cover Pink Base Gel.

Cure time in the
UV lamp: 2-3 mins,
in LED: 1-2 mins.

4ml –
8ml –



**COVER PINK
BASE GEL**
Colored base gel

Unique development! Colored, flexible, soak off base gel with good adhesion. Its color is identical with the most popular Cover Pink color. It is extremely easy to handle, it can be spread easily on the nail surface. A slightly sticky layer remains on the surface. Easy to soak off, the soak off time of a nail created with this: approx. 8 mins.

Cure time in the
UV lamp: 2-3 mins,
in LED: 1-2 mins.

4ml –
8ml –



BASE GEL

Soak off, provides an extreme adhesion for 3 STEP CrystalLacs. Use it in a thin layer for the perfect adhesion and better soak off effect.

Cure time in the
UV lamp: 2-3 mins,
in LED: 1-2 mins.

4ml –
8ml –
15ml –



**COLOR UP!
BASE GEL**
“Color tuning” under 3 STEP CrystalLac

Softer, white, flexible, strong adhesion base gel, especially under 3 STEP CrystalLac gel polish. Soaks off perfectly. Easy to handle. Use it thinly, in one layer. It easy to apply with the soft brush. If applied under the STEP CrystalLac it, gives extra vivacity to the applied colors.

Cure time in the
UV lamp: 2-3 mins,
in LED: 1-2 mins.

4ml –
8ml –



BUILDER BASE GEL
The strongest adhesion CN base gel

Incredible strength of adhesion, new development: say goodbye to adhesion problems even in case of the most problematic clients. Easy to apply, a bit more dense, the shorter brush makes your work more even. Apply under CrystalLac, but in this case the solubility will decrease, because of the stronger adhesion.

Cure time in the
UV lamp: 2-3 mins,
in LED: 1-2 mins.

4ml –
15ml –



UNIVERSAL
TOP GELS



EASY OFF TOP

MATTEVER
MATTE TOP GEL
Non-cleansing, soak off
matte top gel



COOL TOP GEL
Cleansing-free, soak-off
super shine

ONE STEP CRYSTALAC
TOP GELS



SUPER SHINE OPTIC
No cleansing, soak
off super shine



0 TOP
ONE STEP CRYSTALAC
Durable, flexible, soak off,
cleansing free shine for
Crystalac!

3 STEP
CRYSTALAC
TOP GEL



CLEAR/TOP 0
CRYSTALAC

The final layer of 3 STEP Crystalacs, soluble, flexible, durable and super shiny. By using this, Crystalacs get a long lasting shine. Use thinly for better solubility.

With this non-cleansing, soak off, flexible matte top gel you will be able to obtain a longer lasting matte effect than ever before. You can use it over gel polishes, hard gels and acrylic as well. Its non-cleansing property offers a new way to decorate/design with it. Cure it nail by nail.

Cleansing-free, soak-off, medium viscosity, transparent top coat that keeps its spectacular shine for weeks. Non-yellowing. Does not require cleansing after curing. Perfect for acrylic and gel nails and 3 Step and One Step Crystalacs, as it does not give a blueish-purplish tint to darker shades.

No cleansing, flexible, soak off, clear shine gel with a brush. It has been developed to increase the durability and shine of the ONE STEP Crystalacs. It has optical brightening effect, so it brightens the white and light colors, makes the darker colors more vivid.

You can add an even more durable cover shine on your ONE STEP Crystalacs. It will not come off or get matte. It protects the fragile natural nails like a transparent, shiny shield for 2-3 weeks. You do not even have to buff thanks to its strong adhesion ability (We recommend the New Soft Touch Buffer, it will not weaken the natural nail.

Sealing layer for 3 STEP Crystalacs, soak-off, flexible, durable and super shiny! They give a long lasting shine for the Crystalacs. Apply thinly in order to reach better solubility!

CN tip:
Do not overcure the 3 STEP Crystalac, so the top can adhere perfectly!

BEST of
Crystal Nails

Cure time in the
UV lamp: 2-3 mins,
in LED: 1-2 mins.

Cure time in the
UV lamp: 2-3 mins,
in LED: 1-2 mins.

Cure time in the
UV lamp: 2-3 mins,
in LED: 1-2 mins.

Cure time in the
UV lamp: 2-3 mins,
in LED: 1-2 mins.

Cure time in the
UV lamp: 2-3 mins,
in LED: 1-2 mins.

Cure time in the
UV lamp: 2-3 mins,
in LED: 1-2 mins.

15ml –

4ml –
8ml –

4ml –
8ml –
NEW! 13ml –

4ml –
8ml –
15ml –

3ml –
8ml –

4ml –
8ml –
15ml –



ART GEL

Royal Gel #6 and NEW R121 Tropical turquoise decoration, NEW Fuchsia and Magenta, black and white Art Gel paint gels, black Stamping Lacquer and Aurora ChromMirror chrome pigment powder (by Barbara Magarosi).



NEW Clear Compact Base Gel, SS309 and SS910 3 STEP Crystal Lac, decoration: Chrome purple Stamping Lacquer, NEW Baby Pink, Fuchsia and Magenta, neon green, white, black and yellow Art Gel paint gel (by Dóra Kesztyűs).



NEW!

NEW! ART GEL DENSE PAINTING GEL

A new generation of art gels for the decoration lovers. Extremely strong pigmentation, dense, non-cleansing gel which covers in a thin layer. Features timeless workability thus we can decorate indefinitely. You can use it for the popular One Move technique, gel painting for painting thin lines or contours. With the Art Gel, the color gradients are more homogenous and the designs are more vivid and lively. Cures in UV and in LED lamp as well. In NEW cool summer colors: Baby Pink, Fuchsia and Magenta party colors!

Cure time: in UV lamp 3-4 mins, LED lamp: 2-3 mins.

5ml –



Baby Pink



Fuchsia



Magenta



5ml

For perfect curing
use it in a thin layer.

Cure in LED lamp
for faster work!

Create a perfect color gradient
with the Art Gel and Ombre stick
sponge headed brush!

Use Art Gel paint gels only for
decoration! Royal Gel is the best
for the whole surface and free
edge.





ROYAL GEL

NEW R120 Ultra-violet Royal Gel, decoration: white Lac, NEW Baby Pink, black and blue Art Gel paint gel, beads and Swarovski-stones (by Agnes Szekeslyen).



ROYALGEL



NEW!

NEW! ROYAL GEL TREND COLORS OF 2018 SUMMER

NON-CLEANSING COLOR GELS, IN ONE LAYER

Summer is here! It's time for sunshine, sunbathing, cocktails and the vaca! Surprise your clients who prepare to go for a vacation with NEW R120 Ultraviolet or NEW R122 Neon red colors and her nails will vibrate on the beach. NEW R123 Neon daffodil fits perfectly with a yellow bikini. The NEW fine glittery R121 Tropical turquoise has an aqua shade like the water of the most volatile seas.

4,5ml –

Try out the new colors in 3ml sizes! Attention! Limited edition!

3ml –



4,5ml

NEW R123 Yellow daffodil and R7 Royal Gel, Glassy Black Glossy Crystal Lac, decoration: Sugar-effect technique with FD4, FD13 and 151 acrylic powder and R6 Royal Gel (by Dora Dvornická).



ROYALGEL



R120
Ultraviolet



R121
Tropical turquoise
(fine glittery)



R122
Neon red



R123
Yellow daffodil

NEW!

NEW! HELLO NEON! ROYAL GEL KIT

CLEANSING FREE COLOR GEL, IN ONE LAYER

This summer is about parties and festivals: show your clients what real party nails look like!

The kit contains: R83, R84, R85, R86

4x4,5ml



R83
Neon yellow



R84
Neon mandarin



R85
Neon coral



R86
Neon pink

ROYAL GEL



R85 and R86 Royal Gel decoration: Royal Cream Gel v2, Silver Chrome pigment powder and NEW Festival Babe Swarovski Festival Collection (by Dóra Pásztor).

ROYALGEL



ROYALGEL



R83, R84, R85 and R86 Royal Gel, decoration: white Stamping Lacquer (by Dóra Dovicsaki).



MOST WANTED! KITS

NEW!

Most Wanted!

STRIKING SUMMER FASHION COLORS THAT CLIENTS
WILL NOT GET BORED WITH AND 2018 HOTTEST TRENDY
SHADES IN A KIT AT A SUPER PRICE.

NEW!

1.

**NEW! MOST WANTED!
BEST & TREND COLORS
OF SUMMER
3 STEP CRYSTALAC KIT**

The kit contains:
3S23, 3S65, NEW! 3S86, NEW! 3S87

4x4ml

NEW!

2.

**NEW! MOST WANTED!
BEST & TREND COLORS
OF SUMMER
ONE STEP CRYSTALAC KIT**

The kit contains:
OS2, 1S33, NEW! 1S62, NEW! 1S64

4x4ml

NEW!

3.

**NEW! MOST WANTED!
BEST & TREND COLORS
OF SUMMER
ROYAL GEL KIT**

The kit contains:
R34, R103, NEW! R120, NEW! R122

4x4,5ml

NEW!

4.

**NEW! MOST WANTED!
BEST & TREND COLORS
OF SUMMER
COLOR GEL KIT**

The kit contains:
212, 215, 306, 307

4x5ml





OTHER CRYSTAL NAILS NOVELTIES

NEW!

NEW! IRONX FILES

The newest members of IronX family in half-moon shaped, specially coated files. Longer lifespan than regular files. Easy to clean with a nail brush- its water-repellent surface can be disinfected 100%. Thanks to their design these are stronger and 4-5 times more durable!

4-5 times more
durable files!
.....
Can be disinfected
100%!



NEW! FRENCH BRUSH

A soft brush with synthetic bristles that has a special shape which helps to create a perfect French smile line.



NEW!

NEW! NAIL WRAP REMOVER FOIL 500PCS – MORE ECONOMICAL

The bigger version of our beloved Nail Wrap Remover Foil, 500pcs/box. Placed in aluminum foil with a little bit bigger pads than natural nails (2x3 cm) which thanks to its perfect fit it's more effective and economical. Soak them with Acryl Remover or Easy Remover. Use it for removing acrylic, CrystalLac, Easy Off and other soakable products.



NEW! STRAWBERRY SCENTED CLEANSER – FOR FIXING GELS AND CLEANING –

NOW IN 500ML!

Strawberry scented cleanser for fixing gels and removing the sticky layer of CrystalLacs after curing. Not only they will leave behind beautiful glossy nails but yummy strawberry smell too for a long time.

500ml –




More
economical
'Big Brother'
of smaller sizes!



NEW! CRYSTAL NAILS POSTER

Put this high-quality Crystal Nails poster on your salon's wall! This sophisticated poster will be the worthy decor of your salon.

**50x70cm (standard
size) -**





OTHER CRYSTAL NAILS NOVELTIES



By Silvia Balazsi



NEW!


NEW! SAND EFFECT NAIL POLISHES

Sandy effect nail polishes that give a special grainy texture to the nail surface. We recommend these cheerful summer colors not only for beach vacations but for everyday life. Available in 6 super colors.

8ml –




Sandy lemon



Sandy blood orange



Sandy coral



Sandy raspberry



Sandy emerald



Sandy black

NEW! XTREME FUSION ACRYLGEL CLEAR TIP

Xtreme Fusion AcrylGel clear tips are transparent, more flexible than regular tips, comes in 10 different sizes. 120 pcs/box. The tips are reusable and have a natural curve.

120pcs –



By Silvia Balazsi





NEW! NAIL STICKER

Bigger than average, 12x7,5 cm extra thin stickers with summer designs.
6 versions.



NEW! PIGMENT POWDERS – NEON KING BLUE AND NEON MAGENTA

Ideal for Color Vortex (smoky effect) and Ombre technique. Two new vivid colors with color depths that you can get lost in: neon King Blue and neon Magenta in addition to the existing eight super intensive shades.



OTHER CRYSTAL NAILS NOVELTIES



NEW Clear Compact Base Gel, NEW 1S62 Madagascar vanilla and NEW 1S63 Coral orange ONE STEP CrystalLac, decoration: NEW Sticker, R7 Royal Gel and Mermaid dust #3 by Dora Kaszyś



Decorations: R6 Royal Gel, NEW Neon magenta, coral and yellow pigment powder and Swarovski stones by Monika Majni





OTHER CRYSTAL NAILS NOVELTIES

NEW R120 Ultra violet and NEW R121 Tropical turquoise Royal Gel, decoration: Violet 3D Rhombus decorative glitter (by Dora Kesztyűs).



R117 and NEW R120 Ultra violet Royal Gel, decoration: NEW Baby Pink and Magenta, blue, white, neon green and black Art Gel paint gel, NEW Hype Girl Swarovski Festival Collection (by Zuzsanna Fekete).



NEW!

NEW! NAIL DECORATION GLITTER 3D RHOMBUS

The decorative hit of this summer with special 3D effect, in exciting iridescent Violet and Peach colors.

Usage: Apply a thin layer of Clear gel onto artificial nails or gel polish (for example Compact Base Gel) then apply glitter. Cure it, cover it with a top gel carefully to make sure that the glitter doesn't stick out.



Violet



Peach



NEW! SWAROVSKI FESTIVAL COLLECTION

Sunshine, party, and concerts. Our latest collection inspired by festivals; 5x20pcs Swarovski stones in different trendy colors and sizes (100 pcs total) at a great price. Limited edition, available in 5 colors:



Stage Queen



VIP Pass



Festival Babe



Lead Dancer



Hype Girl



NEW!

NEW! CRYSTAL STAMP KIT

Special nail stamping plate which helps to apply rhinestones faster and easier onto the nail surface. Easy to use: press nail stamper onto the rhinestones, then slowly raise the stamper. (Do not use the traditional rolling technique to apply the rhinestones!) The plate has slots to fit the SS5 sized rhinestones. Use a clear nail stamper with a big head. The kit contains 1pc nail stamping plate and 1pc pouf tip for arranging rhinestones.



NEW! RHINESTONE PICK UP/REMOVE WAX TOOL

Practical bilateral wax pen with shiny crystals for picking up and removing rhinestones. Its waxy head can be easily cleaned which makes it easy to pick up rhinestones quickly, while its metal end serves to pop out the rhinestones. In a custom-made metal box.

Replacement -



OTHER CRYSTAL NAILS NOVELTIES



NEW! 1564 Minty mojito ONE STEP CrystalLac, 3583 3 STEP CrystalLac, 16 Royal Gel, decoration: 808 and 824 3D dense gel, green, orange and white Art Gel paint gels, white Stamping Lacquer, Swarovski stones by Dora Pástor.



NEW! MAGICAL LINT ROLLER - FOR NAIL STAMP CLEANING

Practical lint roller set for cleaning nail stamp heads. By cleaning the surface of nail stamp head with liquid- the plastic/silicone head may lose its adhesion thereby losing the ability to capture the full pattern from the nail plate. Using the lint roller this can be avoided. Just roll the lint roller on the surface of the nail stamp head and make beautiful designs with just one touch.

The kit contains:

1pc lint roller
and 1pc replacement.

Replacement -





OTHER CRYSTAL NAILS NOVELTIES

IS45 ONE STEP Crystal Lac, decoration: Holo silver Nailfetti (by Dóra Pásztor).




NEW!

NEW! NAILFETTI DECORATIVE SEQUINS - IN HOLOSILVER COLOR

Mixed sized and colored, disc-shaped nail decoration in HoloSilver color. Ideal for artificial nails and gel polish too. Apply it in dense Clear Gel (for example Compact Base Gel Clear or Gem Glue Gel) then cure it. After curing cover it with a top gel. It's the favorite decoration of the season!

CN tip: Apply Nailfetti in a dense Clear gel (for example: in Compact Base Gel Clear or Gem Glue Gel) then cure it.



Holo Silver



NEW! HOLOFEST BOX

Everything in a kit that you need for perfect festival nails This summer is all about the silver glow and holo sparkle. Your clients become the stars of the festivals if you decorate their nails with products from the HoloFest Box.

The kit contains:

- New! Nailfetti decorative flitter, Holo silver
- Rhombus flitter, Holo silver
- Holo Sticker Stripes, silver
- Holo Silver Xtreme transfer foil
- Galaxy Holo ChroMirror chrome pigment powder

Your clients become the stars of the festivals if you decorate their nails with products from the HoloFest Box.



R7 Royal Gel, Clear and White WaterPro Crystal Lac, decoration: HoloFest Box (by Edna Skan).



NEW!

OTHER CRYSTAL NAILS NOVELTIES



NEW! CRYSTAL NAILS DOUBLE STRENGTH DUST COLLECTOR – SILVER

The newest member of Crystal Nails double strength dust collectors with a clean white-silver textile leather design. With thicker, washable dust bag and filter and the same quality as the pink and gold ones. With 2 years warranty.

Accessories:

- 1pc thick and washable dust bag with filter, in white
- 1pc AC adapter



NEW! XTREME-S SMART E-FILE

Small, elegant and modern portable electric file with a waist attachment holder. 25,000 RPM, fast chuck, a vibration-free machine with digital display. Light 120g handpiece (the weight of the control unit is only 185g). Total charging time is approx. 2.5 hours, it can be used for 9 hours per charge.

Accessories:

- fast chuck
- control unit
- desk holder -> 2 in 1 – control unit and handpiece
- waist attachment holder
- AC adapter

The pedal can be purchased separately.

Pedal






NAILTRENDMAGAZIN 2018 SUMMER

ULTRA-VIOLET

Trend color of 2018 in dress, shoes and accessories in every women's wardrobe. Feminine and romantic, the real favorite in the hottest season of the year. You should not have to be too brave, the different shades of purple are good for everyone. Bravely recommend the NEW 3S86 3 Step CrystaLac or the NEW R120 Royal Gel Colors to your guests! Up for violet!



OS39
ONE STEP
CrystaLac



3S25
Neon lily
3 STEP CrystaLac




3S86
Ultra violet
3 STEP CrystaLac



R8
Metal violet
Royal Gel



R44
Royal Gel



R120
Ultra violet
Royal Gel





NAILTRENDMAGAZIN 2018 SUMMER

LEMONADE

The cheerful, energy-inspiring colors will be admired by your guests in the summer. Perfect for every bikini, so pack all the shades in your suitcase, instant success at the beach! The bright yellow color is even more beautiful on bronze skin. Vote for NEW 3S84 3 STEPS CrystaLac or NEW R123 Royal Gel, your guests will love it!



GL149
Neon lemon
3 STEP CrystaLac



3S39
Shiny neon lemon
3 STEP CrystaLac



3S84
Neon lemonade
3 STEP CrystaLac



1S47
Toscan sunrise
ONE STEP
CrystaLac



R83
Neon yellow
Royal Gel



R123
Yellow daffoil
Royal Gel



NAILTRENDMAGAZIN 2018 SUMMER

NEON RED

Neon red is lively and vibrant, dazzling and rampant, the favourite of summer of 2018. Fresh and hot, it will be one of the favorite of your guests. It is the perfect choice for the festivals season: it is a great match for every party set. Whether NEW 3S87 STEP 3 Try CrystaLac or NEW R122 Royal Gel Color, it's guaranteed to be noticeable!



3S26
Ferrari red
3 STEP CrystaLac



3S47
Fiesta red
3 STEP CrystaLac



3S87
Neon red
3 STEP CrystaLac



1S54
Blood orange
ONE STEP
CrystaLac



R1
Hot red
Royal Gel



R122
Neon red
Royal Gel

