



Crystal
Nails®

WINTER EXTRA

2022-2023

2022 / 23 Winter trend colours

NEW LAVA FALLS AND BLUEBERRY SHADES


NEW LAVA FALLS

One of 2022's winter trend colour is fiery and vibrating, just like boiling hot red lava. Red is the colour of energy and passion, it has might and power. This shade catches people's attention and gives you dynamic looks. Red glitters and shiny particles give the product real lava effects. A must for the holiday season.



BLUEBERRY SHADES

Blueberry looks blue at first glance, but if a closer look is taken, it's purple, consisting blue and purple. It can be combined with Lava Falls' fiery colour or the colder bluish grey shades like Quiet Shade. Adding icy sparkles or the Sens Flash shine gives extra attention to the blueberry shade.



Created with the new 3S181 3 STEP Crystalac, BubbleGum Color Gel Champagne, black Ornament Gel and Sens Golden Flake Base&Builder.
Nails by Virág Halász

Photo: Ritter Doron
Model: Németh Vivien

SENS NOVELTIES!

Flash

'3G Polish' (Gel Lac) & Flash TOP Gel

SENS FLASH '3G POLISH' (GEL LAC)

According to the trendcolor of Lava, this winter the most popular Sens FLASH '3G Polish' (gel polish) family comes with a pinky-reddish (Amarena) and a beautiful Royal blue shade. Sparkle with the Flash shades. Under light of different angles thousands of little shiny stars glow on your nails.

Curing time: 2-3 min in UV, 1-2 min in LED


4ml

☀️☀️☀️
In daylight

☀️☀️☀️
In bright light



New!
Amarena




New!
Royal blue



☀️☀️☀️
In daylight

☀️☀️☀️
In bright light



New!
Flash Top Gel
(on black base)



ROMANTIC SHINE

The nails above were created with the new Sens Flash '3G Polish' Amarena and Royal Blue. Barbara Újvári's work.

BRANDNEW! SENS FLASH TOP GEL

The sparkling effect that everyone loves is now also available in top gel! Flash Top Gel sparkles silvery when diffused light falls on it, but does not mask the shade underneath, as it contains a smaller amount of particles than Sens Flash 3G 'Polish'. In this way, you can combine any of your existing shades with Flash glitter! A flexible, non-cleansing top gel that can be used on all colors and materials.

Curing time: 2-3 min in UV, 1-2 min in LED.

SENS NOVELTIES!

New! Flash
Top Gel

New!
Royal blue

New! Amarena



"I love the SENS Flash '3G Polish' gel polish line because they have many uses. Their exceptional sparkle in every season, time of the day, every angle of light is unmatched. Sparkle with us!"
Barbara Újvári, Sens Ambassador

SENS NOVELTIES!

Aurora Flake

Base&Builder Gel

NEW! SENS AURORA FLAKE BASE&BUILDER GEL

Base Gel with a wonderfully shiny, delicately moderate latte cover in three shades: White, Blue, and Rose. All three contain small flakes of several shades, which give the nails a special shine. It combines the glittery shine with the latte effect which is perfect when it gives the desired shade in the depth of the material but in this case, the different intensities of the glittering flakes applied on several levels make the final result even crazier. Nowadays, nails created with only Base Gel shades are very popular among both clients and professionals, Aurora Flake Base Gel offers the perfect solution for this. The material has excellent adhesion and durability, but in the case of replacement, it is recommended to use Clear Base Gel for the protection of natural nails. Curing time: 2-3 min in UV, 1-2 min in LED. The colors on page 7 are on black bases.

10ml



New!
White

New!
Rose

New!
Blue



GLITTER-LATTE EFFECT ON NAILS
Created with the new Sens Aurora Flake Base&Builder Gel Rose and White. Barbara Újvári's work.



"Playful shine and cool youthfulness. Its versatility enables usage with an elegant or cool style too."
Barbara Újvári, Sens Ambassador

SENS NOVELTIES!



New! Aurora
Flake White

New! Aurora
Flake Rose

New!
Aurora

NOVELTIES!

Xtreme Pudding+ Builder Gel Clear

NEW! XTREME PUDDING+ BUILDER GEL CLEAR

Medium-thick, extremely easy-to-use, slightly pudding-like, yet self-spreading transparent builder gel. The clear counterpart to the pink shade of Xtreme Pudding+ Builder Gel. It spreads almost automatically on the surface with proper control, getting the desired curve. It can be used for building, filling, and filing-free techniques. The exclusive rosegold-silver jar got a new luxury design. Curing time: 2-3 min in UV, 1-2 min in LED. Bending time 20-25 sec in UV, 8-10 sec in LED.

5ml

15ml

50ml



"It is no secret that gel is the material which is the closest to my heart. I'm always happy to test new materials. This gel was love at first use. I can fill two or three M size nails at once. Its pudding-like, which makes work way easier."

Dóra Doviscsák, Professional Nail Builder, Instagram Nail Professional Influencer

ROSEGOLD
SILVER
DESIGN JAR



New! Xtreme
Pudding+
Builder Gel
Clear

Created with the new Xtreme Pudding + Builder Gel Clear building gel and the Sens Flake Deluxe. Virág Halász's work

NOVELTIES!



NEW ARRIVALS!

NOVELTIES!

NEW EFFECT: Shimmer Top Gel

SHIMMER TOP GEL

Small, glittery, non-cleansing holo effect is a dissolvable top gel containing fine glitters. It is a perfect choice for people who represent themselves with moderate, but elegant nails during the holiday season. It makes any basic color special. Curing time: 2-3 min in UV, 1-2 min in LED.


4ml



"Can't miss this one! Any colour can be turned into a soft, shiny, less ornated style. Clients who like moderate, discreet styles can shine during the holidays!"

Mona Majnik, Crystal Nails Master Educator

Created with The new 2 Step SmartGummy Base&Builder Gel Shimmer Candy and Shimmer Rose shade. Dóra Dovicsák's work.



"If you would like to use some new, innovative material in wintertime, try the new 2 STEP SmartGummy Base&Builder Gels. This product line enables you to create the base and the colour too just in one step!"

Virág Halász, Crystal Nails Master Educator

NOVELTIES!

"The gummy Compact Base Gel"

2 STEP SmartGummy Base&Builder Gel

NEW! 2 STEP SMARTGUMMY BASE&BUILDER GEL

SMART: it crawls into its place automatically, then slips into the surface

GUMMY: because it's flexible, rubbery

BASE&BUILDER: you can use it as a base or refill your nails and also you can create the C-curve but do not build a long nail on form with this product. (Use the Compact product line or the Elasty Hardener Gel or the SENS base&builder range for that.)

New, innovative Base Gel, characterized by extremely easy spreadability, high flexibility, and strong adhesion. The winter, festive shades of the 2 STEP SmartGummy product line, which appeared this fall: a cranberry and 3 shimmer, nude-toned colors spiced with small but sparkling glitters. With this collection, you will be guaranteed to save time in the middle of the holiday rush. In 4 new shades: Nr4 Cranberry, Nr5 Shimmer Candy, Nr6 Shimmer Rose, Nr7 Shimmer Mauve. Cover with Cool Top Gel Universal. Curing time: 2-3 min in UV, 1-2 min in LED.

8ml



NOVELTIES!

3 STEP CrystalLac

winter TREND colours

3 STEP CRYSTALAC WINTER TREND COLORS

The winter trend colors of 3 STEP CrystalLac come with darker, deeper, almost dramatic shades. 3S177 Chicory Coffee – true Coffee Brown, which fills a gap in the palette, while 3S178 Lava Falls and 3S179 Blueberry are the absolute trend colors of this season, but the 3S180 Quiet Shade also favors those who only catch up with the festive mood later.

4ml

8ml




New! 3S177
Chicory Coffee


New! 3S178
Lava Falls

New! 3S179
Blueberry

New! 3S180
Quiet Shade



"One of my favourite movies is The Devil Wears Prada. When I saw these four colours, Miranda and Andy came to my mind when they travelled to Paris, attending lavish parties and luxurious fashion shows. These shades reflect luxury, elegance, trend and a refined taste. I can boldly state this collection is for WOMEN in the word's classic, original and strongest meaning, who love fashion and style both."
Anna Zsíros (@nailcocktail, Instagram Nail Influencer)



New! 3S178
Lava Falls

New! 3S179
Blueberry

STARRY NIGHT SKY
Created with the new 3S179 Blueberry and the 3S180 Quiet Shade winter trend colours. Dóra Doviscsák's work.

New! 3S177
Chicory Coffee

New! 3S180
Quiet Shade


NOVELTIES!



NEW! COZY NIGHTS 3 STEP CRYSTALAC KIT (4X4ML)

Season's favourite shades in one pack, for a great price! Hard to choose just one of this winter's 3 step gel polishes, we recommend getting them all by buying a display box.

4x4ml



New! 3S177
Chicory Coffee



New! 3S178
Lava Falls



New! 3S179
Blueberry



New! 3S180
Quiet Shade

NOVELTIES!

Royal Gel

winter TREND colors

NEW! ROYAL GEL WINTER TREND COLORS

What does a woman need? Sparkles & Shine. Except for one, the winter shades of the Royal Gels contain glitter beyond the usual range, from the smallest glitter, through the diamond shine, to the eye-catching colorful glitters. We dreamed up R198 especially for the New Year's Eve period, so that you can dazzle the new year not only with your clothes, but also with your nails, the collection also includes R199, which is a cranberry blue with many small glitters, and R200, a bright coffee brown and a really dark but feminine deep red, the R201 Royal Gel.

Curing time: 2-3 min in UV, 1-2 min in LED.

4,5ml



New! R198
New Years
Eve



New! R199
Blueberry



New! R200
Sparkling
Burgundy



New! R201
Noir Rouge
From the
middle of
November



"If you desire beautiful New Years Eve nails, the new Royal colours will make your dreams come true! Glitter and shine are key when it comes to New Years Eve. The craziest of nights must be spent wearing these must have nails!"

Mona Majnik, Crystal Nails Master Educator

NOVELTIES!


NEW! WONDERLAND ROYAL GEL KIT (4X4,5 ML)

Season's trendiest shades in one package, for a great price! The trendy Royal Gel, season's trendiest colours are gorgeous, making it hard to choose. We recommend you get the whole display box, offering a 10% discount.

4x4,5ml



NOVEMBER
KÖZEPÉTŐL



New! R198
New Years
Eve



New! R199
Blueberry



New! R200
Sparkling
Burgundy



New! R201
Noir Rouge
From the
middle of
November



Created with the new R199
Blueberry and the R200
Sparkling Burgundy.
Virág Halász's work.

New! R198
New Years Eve

New! R201
Noir Rouge

New! R200
Sparkling
Burgundy

NOVELTIES!

Shining through the Holidays with our newest shades

NEW! 3 STEP CRYSTALAC WINTER TREND COLOURS

Christmas is right at the doorstep. Without red, shiny nails it's unimaginable! This collection features red glitters. Curing time: 2-3 min in UV, 1-2 min in LED

4ml 8ml



New! 3S181 Sparkling Velvet
New! 3S182 Brilliant Red
New! 3S183 Red Ruby
New! 3S184 Sparkling Burgundy



NEW! FESTIVE RED 3 STEP CRYSTALAC PACK (4X4ML)

Can't miss this one! We put this Christmas colour package together just for you. 10% discount on the Festive pack.

4x4ml



Created with the new 3S181 Sparkling Velvet and the new 3S183 Red Ruby. Ági Sebestyén's work.

NOVELTIES!

WHITEST WHITES NEW! MEGA WHITE, ICY WHITE CRYSTALACS

3S78 3 Step Crystalac needs no introduction. Best applied as a thin layer. The new Mega White has a slight purple tone to it, the Icy White a little blue. Both look slightly colder. Curing time 2-3 min in UV 1-2 min in LED.

4ml 8ml



New! Mega White
New! Icy White



NEW! TIGER EYE INTENSE RED

Tiger Eye's new, red shade in the Intense category combines the properties of the classic Tiger Eye Crystalac and Infinty Tiger Eye Crystalac, as it is characterized by strong magnetism, but the beautiful red shade is also effective without a base color. Flexible and dissolvable, a unique tiger's eye effect is visible on the surface as you rotate your hand in the light. Any magnet can be used, but with the Multiform Tiger Eye magnet you can easily create patterns that were previously only available by using two magnets together. This color will be a must-have for salons in winter.

Curing time: 2-3 min in UV, 1-2 min in LED.

4ml



NOVELTIES!

BRAND NEW EFFECT:
FROSTY GLITTER -
ICY GLITTER FINE GRAIN, MEDIUM

The brand new icy glitter has two sizes: fine grain and medium. These transparent glitters take up the colour applied underneath while giving it a brilliant shiny spark. Effect varies widely, It looks different on Colour and Milky materials. You can reach the most eye-catching results with sugar effect technique.



NEW! NAIL STICKERS

The self-adhesive stickers of snowflakes and Christmas designs shine this year in silver and rosegold colours. With different shaped and sized snowflakes, winter patterns, and deer motifs, you can quickly make the trend colors even more festive with a single movement. Our self-adhesive stickers will fully meet the needs of your guests. Choose either the rosegold patterns of the Winter Forest, the holo-silver Frozen Snow Crystal snowflakes or the snow-white snowflakes of the White Christmas.

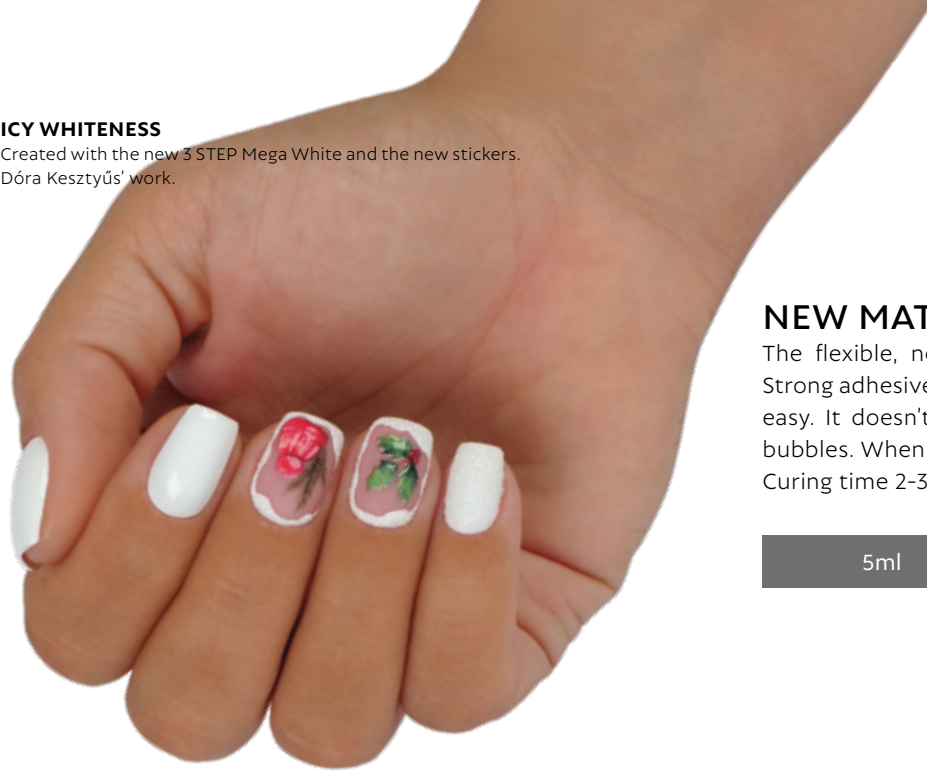


NEW! WATER BASED STICKERS

The popular water based stickers that returned in the fall season now bring the essential motifs of Christmas and winter. For those who like more modern decoration, we have created nail art patterns with a 3D effect. Cut out the pattern, soak it, after a few seconds the sticker will come off the substrate. Place the sticker on a stamping head, then smooth it over the surface of the nail and you're done!



ICY WHITENESS
Created with the new 3 STEP Mega White and the new stickers.
Dóra Kesztyűs' work.



NEW MATERIAL TYPE: GEL TIP GLUE

The flexible, new generation adhesive gel for (gel) tips. Strong adhesive effect that makes tip positioning and fixing easy. It doesn't move, doesn't slip. Can be fixed without bubbles. When applying we recommend base gel first. Curing time 2-3 min in UV, 1-2 min in LED.

5ml



NEW! GEL TIP BOXES

The gel tip is a revolutionary innovation that ensures quick and easy work in salons. A flexible pre-formed gel-based tip that is glued to the prepared nail with the extra thick Gel Tip Glue. It doesn't require any building material. Using these gel tips, you can reach a flatter c-curve. Despite being thin, it is extremely durable and can be filled in the usual way with any material. In the box you can find 12 sizes x 10 tips, which means 120 tips/box, or 10 sizes x 10 tips, 100 tips/box. CN advice: Base Gel is recommended. It should not be pushed completely up to the rampart. After curing file the resulted edges with a buffer, then you can just prepare the design of your choice!



New! Lotions & Oils

NEW! MOISTURISING HAND, FOOT AND BODY LOTION - LIMITED

They invite you to a new, sweet journey. Crème contains jojoba oil, cocoa butter, vitamins and herbs: nettle, rosemary and aloe vera. The Almond Pralinée Lotion contains almond and sugar, making its scent have a touch of marzipan. Lovers of sweeter scents will definitely choose it for the winter season feeling joy every time they use it. The special fragrance of caramel is not new to anyone. The New Crème Caramel sweet essence now can be enjoyed outside of the Christmas season too.

30ml

250ml



Crème Caramel INTENSE

Almond Pralinée INTENSE

SWEET
FESTIVE
TEMPTATIONS

NEW CUTICLE OILS - WINTER CLOVE, BAKED APPLE - LIMITED

These two oils are going to be winter favourites. The new Winter Clove has a nice spicy, clove scent, while the Baked Apple with its heartwarming aroma brings a merry feeling to its user. Perfect gift ideas.

4ml



Winter Clove

Baked Apple

LIMITED
EDITION!
ONLY NOW
AVAILABLE!



LAMP DISCOUNT OFFER: LED TUBES HALF OFF

For quicker and deeper bonding buy 2 or 4 pieces of Crystal UV or UFO UV lamp tubes for half the price!

UNIVERSAL UVLED TUBE


Can be used combined with UV tubes or four of the same tubes in your device. Use ventilation for longer lifespan.

Compatibility:
Crystal / Tunnel / Euro UV lamps

50% discount



CRYSTAL UV LAMP
H-M/2.2 PINK, BLACK
AND ECRU COLOURS



UFO+ UVLED TUBE

Developed especially for UFO lamps.
Use it for quicker bonding.

Compatibility:
UFO UV lamps

50% discount



UFO UV
LAMP HT1



*Discount is valid for purchases of new Crystal UV, UFO UV lamp tubes if you buy 2 or 4 pieces of UVLED tubes. The products have to be in the same order.

Become a Nail Stylist!

What does it mean to be a Nail Stylist?



The current economic situation rose a strong competition between nail professionals.



Official professionals are divided into two groups: the ones who are not open to new trends, developments, therefore they are unable to use new techniques, materials and keep to their current professional skillset.



The other group consists of people who are constantly trying to hone their skills by obtaining new knowledge, learning new techniques and searching for new challenges. A more diverse skillset equals higher prices. Pricing the mastered knowledge often fails, because lots of professionals underestimate their skills and they use lower fees.



There are also two groups when we look at clients.

There are people who don't really focus on quality, they usually put emphasis on prices. This group's members are usually not regulars, because they are constantly seeking for lower fee professionals on social media.

The other group's constants rather pay for a higher price, expecting higher quality nails. There will also be clients in between the two groups, but that number is thinning. We can maintain this by putting out quality work constantly. This article is giving you insight about the market. Important: Years spent in the industry is irrelevant looking at both groups.

Let's compare the two nail professional groups' workflows:

YOU DON'T KNOW ANYTHING ABOUT THE CLIENT OR HER HANDS. YOU ONLY HAVE THE INFORMATION SHE SENT YOU. GIVE HER AN APPOINTMENT FOR STRENGTHENING HER NAILS.

Guest

Hey :) My nails are pretty problematic. I have always had strong nails and used strengthened gel lac. For some reason my nail is super thin underneath and they crack or fall off. My size is S. What do you suggest?



Nail Professional

Nail Professional:

- During diagnostics you realize her nails are indeed very thin, so you use a softer file to matte.
- For skincare always use the same drill bit.
- When using a gel lac use the usual material you work with. (If you use something else, reason with her nails being thin).
- When applying the gel, use the same you always do, but consider the unique qualities of the materials.
- Put the colour and the top gel on and it's done.
- Use the oil and take photos.
- Make a new appointment ranging between 3-4 weeks and give 3 days of guarantee for your work.



Nail Stylist

Nail Stylist: I have to see your nails to be able to diagnose. There are several options why your nails are the way they are. Fortunately there is a wide range of materials, so I can choose the best for your nails. First, I would recommend a strengthened gel lac with a special glass-fibre base. I'll make the appointment 30 minutes longer because I still haven't seen her hands.

- During diagnostics (which is comprised of asking the client and taking a good look at the hands) you can see what has happened to the nail plate, what is the skin like around the nails, what technique and material is suitable for the guest.
- Choose the best drill bit for her skin, apply a thorough manicure.
- When choosing the material you have to take a lot of things into account!
- Does she want longer nails? If yes, how much longer? Do you only have to correct the shape of her natural nails? Is a deformity correction needed? How flexible should the material be? Why should you use differently flexible materials?
- After choosing the right materials use the right technique. After you have asked all the questions regarding her hands, tell her about strengthening techniques and the fact that you have to create a curve with the material. (If she doesn't want C-type curve you don't panic, because you know all the substitutes for it)
- Applying thorough manicure and the right usage of materials make the base beautiful in itself, regardless of the colour. Apply the chosen colour (or the base colour stays) and use the material carefully at the ramparts.
- Application of the top gel must be done carefully, make sure you take your time and try to create the best surface possible.
- Oil the cuticles, make a new appointment ranging between 2 or 3 weeks. Tell the guest her nails could bear four weeks of usage, but you would like to see her hands sooner and ask of her if any problem comes up with her nails she should call you right away so you can correct them and create a new treatment plan for the future.
- Try to make as perfect photos as possible of the work you have done and choose the best one.

Because of the often wrongly chosen materials the nailwork is not perfectly acceptable and professionals blame it on the products. It is super easy to get lost amidst the broad palette of choices on the market. Professionals must know how should the products that were developed for certain purposes should be combined. If someone doesn't know the characteristics of the products they use, they can easily choose the wrong material for the job.

Who do we call Nail Stylists then?

The professionals who ask lot of questions (How? where? when? why?). Know all the products they use, not just use them. The ones who use gel, gel lac and acryl gel, in some cases acryl, so they have lot of choices for technique, shape and design. Able to apply the right and best choices of nailwork to their clients. Professionals who know what area they are the best in and also know their weaker sides, willing to get better at them. People who obtain and keep clientele with great, quality work, not by lowering their fees. Nail craftswomen who are keen on keep getting better and take part in trainings and workshops every one or two months.

Which group do you want to be in?

Written by Mónica Majnik

COLOUR ENHANCING COOL TOP GELS ARE BACK! ORIGINAL

COOL TOP GEL ORIGINAL - WITH COLOUR ENHANCER

The original optical enhancer is back! Makes white shades extra shiny, its glossy effect is long-lasting. It doesn't turn yellowy, no fixing needed, soluble, can be applied onto all surfaces.

Curing time: 2-3 min in UV, 1-2 in LED.

CN tip: If you want to keep it from turning your dark colours slightly blue, use Cool Top Gel Universal Formula or Cool Top 4Dark.

4ml

8ml

13ml



SUPER GLOSSY,
LASTS FOR WEEKS.
EVERYONE'S
FAVOURITE!



Crystal Nails®