



Crystal Nails®

Miss World Hungary 2023

WINTER EXTRA
2023/2024

2023 2024 WINTER TRENDcolors

MULLED WINE

The Mulled Wine deep burgundy shade is as divine as the drink itself. In this special shade, the burgundy is mixed with red, blue and violet tones, making it a hit for the season. The color of mulled wine is warm, passionate, and rich, ringing warmth not only to the eyes but also to the soul. On its own, it radiates confidence. You can pair it with the sparkling colors of the season for a festive mood.



HOT FUDGE

Chocolate is a warm, rich and deep brown color that carries a sense of sweetness and pampering. This deep brown, steaming chocolate shade will shine on nails this winter. Hot Fudge suggests warmth and pampering, just like the taste and smell of chocolate itself. Deep, rich and tempting. It can be light brown, milk chocolate colored, or dark brown, which reflects the richness of dark chocolate. Different chocolates offer different shades and each has its own character.



Nails on the catalog's cover:

The nail shown in the picture was created with the new 3S207 3STEP CrystaLac, Xtreme Fusion AcrylGel Greige shade, Fairy Glitter Gold mica powder, NOVA rhinestones and SENS Chromirror Deluxe White and Gold chrome powders. The nails were made by Virág Halász. Model: Hacsí Boglárka (Miss World Hungary 1st place) Photographer: Barbara Veréb Make-up artist/hairstylist: Nóra Aradi

BRAND NEW! METALLIC DECOR GEL

THE SENS IS INTRODUCING
A BRAND NEW RANGE OF
DECORATION GELS FOR THE
HOLIDAY SEASON:

Metallic (chrome) effect color gel for surface decoration! In three colors: Mirror Silver for a mirror silver effect, Rose and Gold which are metallic chrome decoration gels. It needs to be covered with a Top Coat (Cool Top, MattEver), so the silver still has a slightly dull mirror-like effect on the surface, but all three colors are excellent alternatives to metallic transfer foil decoration or can be used instead of strip stickers. Apply extra thin, lay flat, with a 0 brush, and cure for 1-2 minutes in LED light, 2-3 minutes in UV. Wait a few seconds before applying for the brightest effect.

5ml



Glittery universe
The nail set was made with the NEW Sens Metallic decor gel Mirror Silver and with the new 2STEP SmartGummy Rubber Base gel Nr52 Silver Cloud (by Edina Sikari).

CN advice:
Not recommended for painting full nails, as they are easily peelable from the edges, but for chrome-effect designs, it is a durable solution!



Scan the QR code and check the shade.



Brand new!
Metallic
Decor Gel
Gold

Brand new!
Metallic
Decor Gel
Mirror Silver

Brand new!
Metallic
Decor Gel
Rose



Brand new!
Metallic
Decor Gel
Rose

Brand new!
Metallic
Decor Gel
Mirror Silver

Brand new!
Metallic
Decor Gel
Gold



"Metallic gels are decoration gels that create a metallic, mirror effect on the nails. It can be used perfectly in nail decoration to achieve a modern, elegant look. Always use it in a thin layer."
Barbara Újvári,
SENS by Crystal Nails ambassador



NOVELTIES! 2023/2024 WINTER EXTRA

BRAND NEW! SENS ICE FLAKE BASE&BUILDER GEL

THE NEWEST SENS PRODUCT LINE EVOKES A MAGICAL WINTER LANDSCAPE.

The Ice Flake collection brings the beauty of the snow-covered landscape with three wonderful shades (white, blue and dark) for the real Ice Queens. These beautiful colors reflect the snow-covered landscape, the bright blue sky and the starry night that appears early in the season. They can be used in the same way as the Sens GOLDEN FLAKE and AURORA FLAKE base&builder Gel products. Use it as a decoration or on its own for a wonderful result! Curing time in UV 2-3 minutes, in LED 1-2 minutes.
CN advice: Use a clear base for the perfect adhesion even where the flakes touch the nail plate!

10ml

BRAND NEW! SENS CHROMIRROR DELUXE

GOLD, ROSEGOLD
The Glazed Donut nails of Hailey Bieber made a big success last year and gained global popularity. You can easily create this effect with the Sens Chromirror Deluxe White powder released in the fall season... and now here's the bonus! You can create gorgeous nails with the 2 new colors in the holiday season: gold, rosegold. Easy to apply homogeneous grains. Available in a luxurious decorative jar. It is used in the same way as our Chromirror chrome powders.
CN advice: for a long-lasting effect, use an acid-free primer before covering with Cool Top Gel or Sens Top Gel.



CN advice:
For more durable
nails apply the top
gel in 2 layers.



Scan the QR code
and check the shade.

Mirror shine

The nail set was made with the NEW SENS Chromirror Deluxe - Rosegold chrome powder and the shades of the NEW 3S205 - Sparkling Graphite (by Edina Sikari).



"A must have product of the cold season! When I opened it for the first time, I already knew that it would be a popular material among my guests, because in addition to the power of SENS, its dazzlingly beautiful icy shine will impress everyone during the winter season."
Peti Kendik, Crystal Nails Ambassador



Brand new!
ICE FLAKE
Blue

Brand new!
ICE FLAKE
Black

ChroMirror
Deluxe
Rosegold

ChroMirror
Deluxe Gold

Brand new!
ICE FLAKE
White



NOVELTIES! 2023/2024 WINTER EXTRA

NEW COLORS! XTREME FUSION ACRYLGEL

THE XTREME FUSION ACRYLGEL PRODUCT LINE HAS BEEN EXPANDED WITH FOUR GLITTERY SHADES.

We can never have enough glitter, so the members of the winter collection have a slightly softer formula with a glass effect, so that the glitters can shine in their full glory. With the use of Glitter blue, Glitter grape, Glitter burgundy and Glitter pink acrylgels, the fast salon work is guaranteed! Do you want to make long-lasting, durable, yet attractive nails? All this quickly? Then try the Xtreme Fusion AcrylGels! **CN advice:** for even faster salon work, use our reverse tips, not only for building, but also for filling! Non-burning, Xtremely dense, perfectly shapeable and easy-to-file acrylgel. It is characterised by the controllability of the gels and the timeless mouldability of the acrylics. Once it is cured the gel's fileability and flexibility blend with the strength of the acrylics. It can be precisely dispensed without loss of material thanks to its tubular packaging. Recommended use: with Xtreme Fusion AcrylGel Thinner. Curing time in UV/LED lamp 2-3 minutes, in LED 1-2 minutes.



NEW COLORS! ROYAL TOP GEL

COLOR AND SHINE IN ONE GEL! Non-fixing, non-dissolving, colored gel in a bottle Royal Top Gel is a creamy, easy-spreading material, the softer version of Royal Gels in bottle packaging, which will become the new favorite of professionals. It covers in one layer, so it is faster to work with. It will be a pleasure to apply the colors to the nail surface. Covers in one layer! Non-fixing, non-dissolving, colored gel in a bottle. Four brand new shades in the Royal Top Gel product line – 2in1 color and top! **CN advice:** Apply a very thin layer on top of artificial nails or on reinforced gel polish nails. Curing time in UV 2-3 minutes, in LED 1-2 minutes.



Burgundy Glitter
The nail set was made with the NEW Xtreme Fusion AcrylGel Glitter Burgundy, NEW Royal Top Gel RT15 - Mulled wine and the NEW SENS Metallic Mirror Silver gel (by Mona Majnik).



When I held these new colors in my hands for the first time, I didn't even think how quickly I would be able to create wonderful nails with them. The light glassy effect is a perfect match with the glitters.
Mónica Majnik, Nail Camp Master, Hungarian Champion, Championship Bronze Medalist, Hungarian Champion, Master Nail and Manicure Technician, Educator



If the material settles or separates while longstanding, due to its density do not shake it, just stir it in the bottle with a wooden stick.

USAGE:
You can enhance its shine by using a top gel. It can be used on any base, but on gel polish only if the applied base gel is suitable for the strengthening technique.



ROYAL TOP GEL

New! Glitter Burgundy

New! Glitter Grape

New! Glitter Blue

New! Glitter Pink

New! RT13 Silk Blue

New! RT14 Hot Fudge

New! RT15 Mulled Wine

New! RT16 Honeysuckle flower

NOVELTIES! 2023/2024 WINTER EXTRA

3 STEP CRYSTALAC WINTER TREND COLORS

The new winter shades of 3 step gel polishes are charming, radiating true feminine strength and cool elegance. These stunning shades are not only ideal for the festive season, but also give confidence in the coldest seasons. The four new shades of the 3 STEP CrystaLac range include the beautiful 3S202 and 3S203, which lend real warmth and charm to winter days. Soft purple 3S201 and chocolate brown 3S204 shades are an ideal choice for those who prefer more restrained nails. These colors not only make the cold season exciting, but also enchant guests who want to express their uniqueness and style. Curing time in UV 2-3 minutes, in LED 1-2 minutes.

4ml

8ml

NEW!











New! 3S201 Frosty lavender

New! 3S202 Blue grapes

New! 3S203 Mulled Wine

New! 3S204 Hot Fudge

NEW! ELEGANCE 3 STEP CRYSTALAC KIT

Cool elegance and clean style for the cooler days of winter, a collection of colors that offer a sophisticated look for those who would like to wear something other than the glittery, red Christmas designs.

4x4ml











New! 3S201 Frosty lavender

New! 3S202 Blue grapes

New! 3S203 Mulled Wine

New! 3S204 Hot Fudge

NEW!

LIMITED!



Scan the QR code and check the shade.

Cool elegance

The nail set was made with NEW 3S202 - Blue Grape, 3S204 - Hot Fudge and Royal Top Gel RT14 shades and SENS ChroMirror Deluxe - Rosegold chrome powder (by Barbi Újvári).



The 3STEP CrystaLac Elegance collection, as its name implies, represents elegant and refined shades. With its cool colors, it can be perfectly combined with any piece of your winter wardrobe, so you don't have to worry that your nails won't match your outfit. If you might not be able to choose a single color from them, feel free to choose several, because they can be perfectly combined!
Barbara Bodnár, Crystal Nails Ambassador



NOVELTIES! 2023/2024 WINTER EXTRA

3 STEP CRYSTALAC WINTER TREND COLORS - FULL PLATINUM

This collection is a real treasure for all glitter lovers! The most glittering effect to date: Full Platinum consists of a dazzling mixture of glitters from Full Diamond 3 STEP Crystalacs and flakes of Platinum foil. This collection comes with four new shades, so everyone can find the one that's most stunning for them. Champagne, rosegold, white silver and anthracite shades help create a festive atmosphere. The colors are universal and look great in any season, so your guest's nails can sparkle at any time of the year! Curing time in UV 2-3 minutes, in LED 1-2 minutes.



Scan the QR code and check the shade.



"Whether it's mica powder or chrome powder, I use them all the time. These 4 miracle shades cover very well, are easy to work with and can be combined well. Gorgeous in every month of the year."
Dóra Dovicsák (Dorci), Nail and Manicure Technician, Instagram influencer

Extra sparkle
The nail set was made with 3STEP Full Platinum (by Virág Halász).

4ml

8ml



New! 3S205 Full Platinum Sparkling Graphite

New! 3S206 Full Platinum Shimmering Silver

New! 3S207 Full Platinum Sparkling Champagne

New! 3S208 Full Platinum Dazzling Rose Gold



NEW! FULL PLATINUM 3 STEP CRYSTALAC KIT

A must-have collection for the holiday season. Everyone will be sparkling this winter!

4x4ml



New! 3S205 Full Platinum Sparkling Graphite

New! 3S206 Full Platinum Shimmering Silver

New! 3S207 Full Sparkling Champagne

New! 3S208 Full Platinum Dazzling Rose Gold



NEW!



LIMITED!



New! 3S205 Full Platinum Sparkling Graphite

New! 3S206 Full Platinum Shimmering Silver

New! 3S207 Full Sparkling Champagne

New! 3S208 Full Platinum Dazzling Rose Gold

NOVELTIES! 2023/2024 WINTER EXTRA

NEW COLORS! TIGER EYE SILK CRYSTALAC *Tiger Eye*

SILK EFFECT TIGER EYE CRYSTALAC

The Tiger Eye Silk Crystalacs contain white light magnetic particles, so when magnetized on 3 sides, the surface becomes silky effect. You can magnetize them from any direction, but in order to achieve the real silk effect, we recommend that you magnetize them from 3 sides. They give a new dimension to your guest's nails, where magic and silk elegance meet. You can achieve stunning nails using them on their own, but they also harmonize perfectly with each other and with the winter shades of 3 Step CrystaLacs 3S201 - 3S204.

CN advice: use any of our (double-sided or multiform) magnets!
Curing time in UV 2-3 minutes, in LED 1-2 minutes.

4ml



CN advice:
use any of our
(double-sided or
multiform)
magnets!

RECOMMENDED TOOLS:



TWO-HEADED EXTRA STRONG TIGER EYE MAGNET

Two-headed Tiger Eye magnet with thicker, extra strong magnets:



MULTIFORM TIGER EYE MAGNET

With this Tiger Eye Magnet you can create shapes. The strong magnet covers the whole surface of the nail, so you can easily create S, X shapes with it.



Cool French

The nail set was made with the NEW Tiger Eye Silk Steel, Coffee, Chestnut and Plum (by Dorci Doviscsák).



I really like the new Tiger Eye Silk gel polish colors, because they make the manicure really special even in winter, either alone or as a latte OMBRE in combination with 2STEP SmartGummy Rubber Base gel polishes. But I also like to use them on the free edges or making a double ombre by magnetizing them oppositely on the entire surface.
Edina Sikari, Four-time Nail Camp champion, Ukrainian champion, Winner of winner Marseille

Tiger Eye

NOVELTIES! 2023/2024 WINTER EXTRA

NEW COLORS! 2 STEP SMARTGUMMY RUBBER BASE GEL


THE RUBBERY COMPACT BASE GEL

New, innovative Base Gel, characterized by extremely easy spreadability, high flexibility and strong adhesion. The creation of a smooth surface is easy to create, because this material is easily smoothed out and all of the unevenness quickly disappears from the surface. It holds the C-curve well, meanwhile it does not flow easily in the nail fold, that provides a great help for those who originally likes to work with medium soft materials. It provides also a fast work flow with only a few corrective movements necessary. Its flexibility makes this material stand out among all Base Gels, making it extremely resistant, it adapts to all kinds of movements of the natural nail, so it stands the possible mechanical influences better than its counterparts. It is at the top of the Base Gels' adhesion order. After curing, the surface stays sticky. Use the Cool Top Gel as a top gel.

In the last winter season the Shimmer shades conquered the beauty salons, so we want to impress you with them this holiday season as well. These beautifully bright colors will help you quickly get ready for the Christmas holidays and will be real jewels for winter nails. Shades ranging from Nr48-Nr52 can also be perfect choices for winter weddings. Many people don't have Christmas without Kevin, we don't have Christmas without red! Nr55 is a beautiful red glitter base, perfect for creating a festive nails on its own. The gray Nr53 and brown Nr54 are an excellent choice not only during the Christmas period, but also before and after, and they can be easily combined with the 3 STEP winter novelties.

Remember: SmartGummy Rubber Bases are recommended for fingertip-length, mini-length nails when used alone. You can replace the base gel + 2 layers of color technique to speed up your salon work.

Curing time in UV 2-3 minutes, in LED 1-2 minutes.



Scan the QR code and check the shade.



8ml



New! Nr48 Shimmer White
New! Nr49 Shimmer Ecru
New! Nr50 Rose Quartz
New! Nr51 Sugar Pink
New! Nr52 Silver Cloud
New! Nr53 Shimmer Grey
New! Nr54 Shimmer Tan
New! Nr55 Festive Red



Remember: The SmartGummy Rubber Bases are recommended for fingertip-length, mini-length nails. You can replace the base gel + 2 layers of color technique to speed up your salon work.

NEW SHADES!

SMART: it crawls into its place automatically, then slips into the surface
GUMMY: because it's flexible, rubbery
RUBBER BASE: you can use it as a base or refi ll your nails and also you can create the C-curve but do not build a long nail on form with this product. Use the Compact product line or the Elasty Hardener Gel or the SENS base&builder range for that.

Icy sparkling

The nail set was made with NEW 2STEP SmartGummy Rubber Base Gel Nr51 – Sugar Pink, Nr52- Silver Cloud and Nr53 – Shimmer Grey, and with the NEW winter water sticker and the 3S206- Made with shimmering silver shades (by Dóra Kesztyűs).

New! Nr53 Shimmer Grey

New! Nr55 Festive Red

New! Nr49 Shimmer Ecru

New! Nr54 Shimmer Tan

New! Nr51 Sugar Pink

New! Nr48 Shimmer White

New! Nr52 Silver Cloud

New! Nr50 Rose Quartz



When I saw this new soft, wintery, slightly shimmery Smart Gummy collection, I fell in love with them. These colors are perfect for brightening up the cold season and getting ready for Christmas. The festive shades create an intimate and elegant atmosphere, while the glitter details add extra spice to your nails. so I heartily recommend them. Not to mention, their formula is also uniquely fantastic, so your sets can be prepared in a moment.
Anna Zsíros, @nailcocktail, Insta nail influencer



NOVELTIES! 2023/2024 WINTER EXTRA

GIFT YOUR LOVED ONES WITH OUR LIMITED EDITION PRODUCTS!

NEW! HAND, FOOT AND BODY LOTIONS - GINGERBREAD TIME, CINNAMON & COCOA - LIMITED EDITION

SKIN CARE CREAM CONTAINING JOJOBA OIL, COCOA BUTTER AND VITAMINS WITH EXTRACTS OF NETTLE, ROSEMARY AND ALOE VERA. The festive atmosphere is just one step away! Be part of the Christmas magic every time you use it and pamper your skin with our brand new, warming scents. With the arrival of colder weather, our skin can easily dry out. The new members of the Crystal Nails product range are an excellent choice in the fight against the adversities of nature. With our Cinnamon & Cocoa scented cream, you can immerse yourself in the delicious smell of hot chocolate with cinnamon, while the cream makes your skin super soft. Gingerbread Time captivates your senses with its pleasantly sweet scent of gingerbread spices, while gently cares for the skin. It absorbs quickly, so it doesn't leave a greasy feeling.



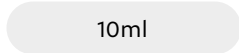
LIMITED! CHRISTMAS STARS 3 STEP CRYSTALAC KIT

We have put together the coolest colors, so you don't even have to reach into your drawer during the Christmas workflow, as this way you will have your 4 most used colors at hand in a box that can be turned into a display.



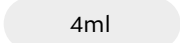
GEL EFFECT NAIL POLISHES

The new Crystal Nails Gel Effect nail polishes have a fuller volumizing formula, strong pigmentation, and a creamy texture. They dry medium quickly and provide long-lasting wear. They are available in a beautiful, exclusive, new-look bottle with a matte silver cap and shiny silver inscription. Nail polishing with these materials becomes an enjoyable experience and a real pampering. Use our 2in1 base&coat product to base and cover them, so you can enjoy the sight of them on your nails even longer!



CUTICLE OIL - LIMITED

Our winter cuticle oils are inspired by popular winter fragrances. They lend a long-lasting, warming scent when caring for freshly manicured hands.



New! Sugar Cookie New! Christmas Spice

CRYSTAL NOVELTIES

NEW COLORS! CHROMIRROR CHROME PIGMENT POWDERS

Festive Red is a Christmas red fine-grained chrome powder, which can be used on different color bases. It lets the underlying color pass through, so depending on the color depth we want to achieve, we can apply it on 3S108 or 3S12, but for the real red shade use the 3S55.
Pinkish Red is a larger-grained, glittery chrome powder. We recommend using it on pinkish shades (3S104, 3S108) or black (3S12), but you can rub any other color with it.
CN advice: use acid-free primer before covering with Cool Top Gel or SENS Top Gel for a long-lasting effect.



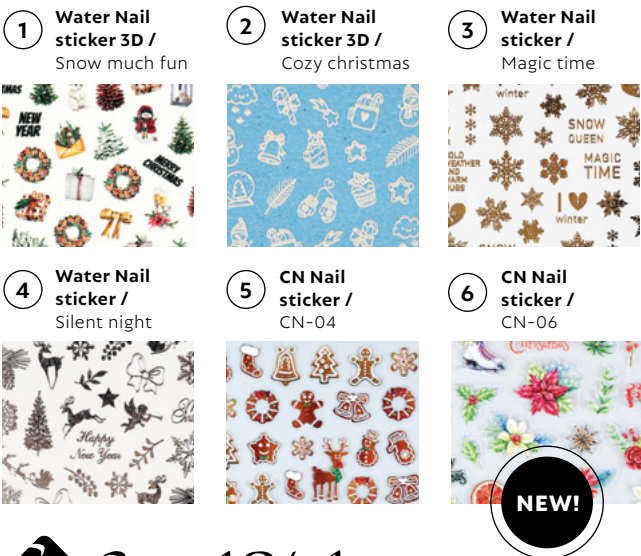
NEW! LIQUID HOLDER

Double-walled, heat-equalizing liquid holder, so that the curing of your acrylgels and acrylic powders does not speed up in the summer and does not slow down in the winter. It provides an optimal temperature. The brush can be completely dipped in the liquid without touching the bottom of the jar. In this way, more liquid can be applied to the brush without damaging the tip of the brush. The cork stopper prevents the liquid from evaporating. Available in two colors.



NEW! NAIL STICKERS

Do you want nice winter nails? Just imagine that glittering snowflakes, cute snowmen and magical winter patterns will decorate your nails! Good news: now you can get the most beautiful winter nail stickers with which you can make your guest's nails unique! The easy to use stickers stay on the nails for a long time. Add some sparkle to the winter days and become the star of the holiday season!



NEW! BRUSH TIP GLUE PRO

A more professional version of our popular Brush Tip Glue!
- with brush.
- softer consistency, so the technique is slightly different from the original version (see CN advice)
- does not dry out after several uses
- perfect for applying rhinestones
- fast curing with a drying time of about 3 seconds
- very strong adhesion, stones are still in place after 4-5 weeks
CN advice: Make sure to wipe off the unnecessary material from the brush. Always apply very little glue to the surface and only 2-3 stones at a time, otherwise, the glue will cure before the stone is applied.



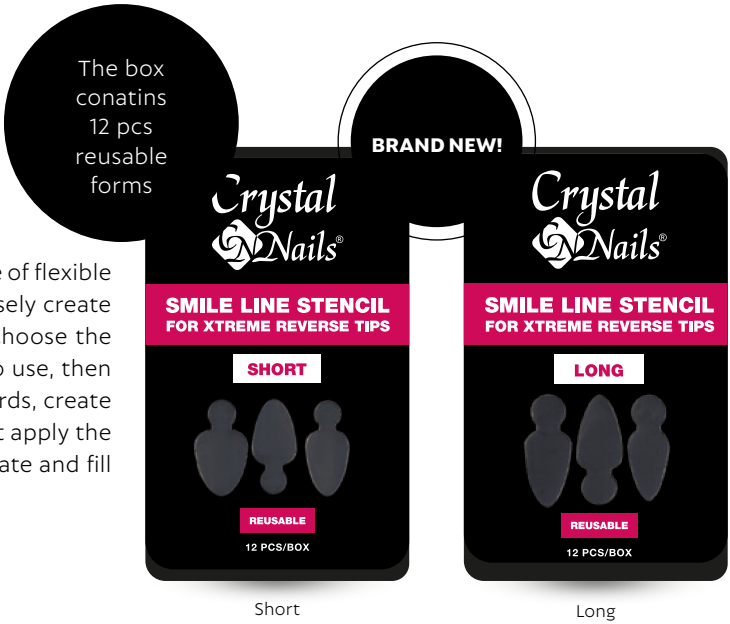
NEW! SMOKE FOILS - ROSEGOLD

After the gold, silver and antique smoke foil, the long-awaited rosegold shade has also arrived. It is excellently suitable for covering larger surfaces or for smaller, more detailed decorations. Thanks to its special effect, it will become the best match for marble patterns.
Depending on the effect you want to achieve with the foils, you can use them in two ways:
One of the great advantages of this foil is that if you want to decorate with it on a flat surface, it is not necessary to work with an extra layer of material. It works with any Crystalac or gel, just smooth it on the surface – it does not matter if it is completely cured or not – and cover it with Cool Top Gel Universal or with Mattever Matt Top Gel.
In order to achieve the 3D crumpled effect, use an extra layer of gel and use the StickerUp Tweezer to smooth the pre-crumpled foil on this layer, then cover with Cool Top Gel Univarsal or Mattever Matt Top Gel.



BRAND NEW! SMILE LINE FORM FOR XTREME REVERSE TIP

A novelty developed for our reverse tips! The smile line form made of flexible silicone material, with the help of which you can easily and precisely create a smile line while using the reverse tip technique. How to use: Choose the smile line form of the right size and shape for the tip you want to use, then insert it into the tip with the adhesive layer facing down. Afterwards, create the free edge with Xtreme Fusion AcrylGel or a thicker gel. Do not apply the builder material on the template. After curing, remove the template and fill the nail bed part as you like.



NEW FORMS! XTREME GEL TIP BOXES

For the winter season, three new shapes will debut within the Xtreme Reverse Tip category. More flexible than average, thinner, clear tips. A box contains 120 tips in 12 different sizes. You can use a tip multiple times! The latest development of the gel tips is the thinned shape in the direction of the back skin fold, which is thinner and more flexible, enabling a more precise fit and the usage of the ideal amount of material. With its help, we can easily create trendy slim shapes as it has a lower height point. The reverse tip is a revolutionary innovation that ensures quick and easy work in salons.
CN advice: Use the new No Limit lamp for curing. Base Gel is recommended. It should not be pushed completely up to the nail fold. After curing, file the resulting edge, file the nail with a buffer and continue with the design of your choice!
Soak off: in approx. 30-40 minutes, similar to acrylic nails.



BESTSELLER



PRODUCTS OF 2023

1

Wedding 3 STEP
CrystaLac Kit



This year also brought many exciting
Crystal Nails products, which you
welcomed with great love!

The wide range of colors and formulas
made it possible for everyone to find
the perfect combination, let's see
what were the favorites
in 2023.

2



Elasty Hardener Gel
Cover Pink 13ml

3

ChroMirror
Liquid 4ml
Fine Aurora Sun



4

Xtreme Fusion
AcrylGel Cover
Pink 30 g in jar



5

SmartGummy
Rubber Base Gel
Nr33 Glowy Strawberry



6

Blooming Garden 3 Step
CrystaLac kit



Móna's advice



Mónika Majnik

Nail Camp Master, Hungarian Championship Bronze Medalist, Hungarian Champion, Master Nail and Manicure Technician, Educator

Trends of 2023

As we approach the end of the year, it's time to look back at what happened in 2023 in the nail industry. A number of exciting and innovative trends emerged throughout the year, and it seems that this passion for fashion and style will continue to grow. Let me introduce you to the highlights of the year and the trends that are likely to define next year.

The first colors of 2 STEP SmartGummy Rubber Base Gels debuted last year, but the spring of 2023 was the time when we blew up the market with an unprecedented amount of shades. This innovative material revolutionized the nail industry in terms of durability and creativity. 2 STEP SmartGummy Rubber Base Gel not only has excellent adhesion, but also special colors, including glow-in-the-dark ones. In addition to these, the silk-effect Tiger Eye CrystaLac also became a big favorite, and if it's about glitter: the sens Flash Magnetic 3G Polish gel polishes also hit the fall season like a comet.

During the year, the "glazed donut" chrome effect nail also gained huge popularity. This glittering and shining style looked dazzling on the nails, and it became easy to create not only with the use of chrome powder, but also with the ChroMirror Liquid that appeared as a new material. Chrome effects have opened up new dimensions and we can expect even more exciting variations in the coming year.

The Reverse tip and Gel tip techniques have been knocking on the door for some time, which proved in 2023 that they have a right to exist in the profession, in addition to their extra fast technique, they can also be used to create very unique things, and with the No Limit lamp, which appeared in the fall, they can be used with a guaranteed sense of success in our everyday work.

In addition, we have also enriched with wonderful shades in many other material groups, for example: Xtreme Fusion AcrylGels. Ombre Sprays became the most popular decorative products. Viva Magenta, the defining color of the year, representing renewed strength, brought a lot of excitement and we are curious to see what next year's trend will bring!



Holiday season - as a nail technician

The end of the year is always about festive mood in salons. Guests love to wear nails decorated with Christmas and New Year designs during this period, and professionals also look forward to the festive season to create them. These nail decorations and the cozy atmosphere of your salon help the guests get into festive mood... Just like in a fairy tale.

The truth is that in real life the nail professionals are very stressed at this time. They want to make wonderful nails for all their guests, but the situation is complicated by the fact that everyone wants to get an appointment as close as possible to the holiday. The experienced nail technicians prepare in advance and tell the guests in the summer: "if you miss to fix your appointment, you'll miss your christmas nails." As a guest, it is worth booking an appointment for the festive nails in time, and as a nail technician, open the winter calendar in advance.

In the christmas rush, you are sitting behind the table from morning to night, preparing some small gift for your guests to thank them for choosing you. And they also surprise you with a little attention. Everyone tells you what will be under the tree and what will be on the festive table for dinner, so at least you don't have to look for a cookbook or search on the internet for help. After all, you will get so many ideas that you will have some also for next year.

If you love your guests, everything makes sense. The point is not the gift, but that it is worth doing! If you are doing what you love, it's worth continuing, because even if you are baking the Christmas cake with tendonitis, you still think about your work and your guests with love!

As we say goodbye to this year, we are already excitedly looking forward to the new year. The nail industry is always full of challenges and opportunities, and 2024 will be no exception. The interest in 2 STEP SmartGummy Rubber Base Gel and chrome effects is expected to continue, but new materials and techniques will also be presented! Thank you for being with us this year, we look forward to being with you in 2024 as well. We wish you happy holidays!

Written by Mónika Majnik



XTREME PRO DRILL BIT - LARGE

The improved version of the Xtreme Titanium large drill bit, which is minimally smaller in size, so it is much more precise and can be used on hard-to-reach areas. It is a large, cone shaped drill bit. The most popular bit, extra strong. Thanks to its special design, it does not heat up, and you can remove the material quickly, painlessly and without resonance. It can be used for removing acrylics and gels as well. Recommended for both right- and left-handed nail techs.

The new Xtreme Pro version of the cone shaped carbide bits engraved in the form of a rhombus net are made of harder steel with even sharper „teeth“. All this topped with an extremely durable titanium coating. Large, for fast removing.



XTREME PRO DRILL BIT - SMALL


The improved version of the Xtreme Titanium small drill bit. The dimensions are the same, but the end is narrower - enabling more precise work. It is recommended for hard-to-reach areas, for removing small amounts of material, even during filling, or for repairing minor spills. Great help when sanding the nail from below, close to the skin and in the corners. The new Xtreme Pro versions of the cone shaped carbide bits engraved in the form of a rhombus net are made of harder steel with even sharper „teeth“. All this topped with an extremely durable titanium coating. Small, for places that require precision.



BRAND NEW!

FROM THE
END OF
NOVEMBER

PROFESSIONAL
QUALITY



Crystal Nails®