



Crystal Nails®

2024 SUMMER EXTRA

2024 SUMMER TRENDCOLORS

Pink Mania

This color radiates youthful energy, cheerfulness and optimism, also express a kind of rebellion, because pink is not only a fashionable shade, but also a real mood enhancer! If you are looking for fresh energy and fun in your life, just tune in to the refreshing shade of Pink mania and highlight your beauty with the power of pink, that suits any skin tone perfectly!



New 3S216
Pink Mania
3 STEP CrystaLac



New 3SG2
Glowly Pink
3 STEP CrystaLac



New Xtreme
Fusion AcrylGel
Glowly Pink



New HF3S13
Neon Pink
Hema Free
CrystaLac



New RT19
Pink Mania
Royal Top Gel



New Nr60
Princess Pink
SmartGummy



New 07
Neon Long
Lasting
Nail Polish

Energetic Orange

As summer arrives, the sunshine fills the world with energy and vibrancy. What could be more perfect on hot summer days than a vibrant orange manicure? The vibrant orange shade is a true trendcolor that brightens up all summer moments. Let it captivate you too! Enjoy every minute of summer! Pair it with this year's trendcolors!



New 3S214
Energetic Orange
3 STEP CrystaLac



New Xtreme
Fusion AcrylGel
Glowly Coral



New HF3S12
Neon narancs
Hema Free
CrystaLac



New RT20
Energetic Orange
Royal Top Gel



New 3S213
Neon Yellow
3 STEP CrystaLac



New HF3S11
Hema Free
CrystaLac



New RT17
Neon Yellow
Royal Top Gel



New 04
Neon Long
Lasting
Nail Polish

Neon Yellow

The neon yellow color immediately attracts attention. The bright, neon yellow color gives a bold look, as it is full of dynamism, liveliness and summer magic. Whether it's a hot summer day or a night party, neon yellow is always an excellent choice for the most fun moments of summer. Add a little twist to your summer manicure with the bold neon yellow shade!



Nails: Edina Sikari

Photographer: Vivien Borzi

Model: Vivien Németh

The model's nails were made with the new 3S216, 3S214, Glowy Coral and Glowy Pink 3 STEP CrystalLac shades, micro beads and opal rhinestones.

BRANDNEW!

SENS Aurora Decor&Builder Gel

The newest product of the Sens by Crystal Nails product line arrives with the **sparkle of mermaid powders**. The Sens Aurora decor&builder gel **perfectly harmonizes with any Milky Rose shade** and also with the **glow-in-the-dark collection of Xtreme Fusion acrylic gels**! If you use it on a lighter base or on its own, you can create a magical fairy tale set for your guests, and if you apply it on a darker base, a special chameleon effect dominates, so you can take it out of your drawer also in autumn.

5ml



New
White




New
Peach
Pink



New
Violet

CN advice: The Aurora Gel can be used not only for decoration, but also as a builder gel, which can be used to create a durable, strong set.



Mermaid powder shine

The nail set was made with the new SENS Aurora Decor&Builder Gel White, Peach Pink and the 3SG2 Glowly Pink 3 Step CrystalLac shade (by Edina Sikari)



New
White






New
Peach
Pink



New
Violet



Brandnew
Sens Aurora



My biggest favorites! These shades look beautiful on their own, because they give a silky shine, but I also love them in combination with decor colors, so I can achieve a special ombre effect.
Edina Sikari, Four-time Nail Camp Champion, Ukrainian Champion, Winner of Winner Marseille

Scan the QR
code and watch
the video!

NEW SHADES

Sens Chromirror Deluxe Stella & Galassia

The family of Sens ChroMirror Deluxe premium quality chrome powders is now enriched with two new wonders! **Stella** brings the stars of the sky to life, while **Galassia** reflects the colorful, swirling galaxy of the universe. Make any decor color really extravagant and create impressive, bold or even elegant sets!

CN advice: For a homogeneous, shiny effect, it is recommended to wipe the cooled top gel with cleanser before rubbing in the powder.

CN advice:

for a long-lasting effect, use an acidfree primer before covering with Cool Top Gel or Sens Top Gel. To increase durability, cover with a double layer of top gel.

NEW SHADES



New Galassia
on white
base



New Galassia
on black
base



New Stella
on white
base



New Stella
on black
base



New Galassia



New Stella

BRANDNEW!

Sens ChroMirror Deluxe pen

A brush with a silicone head, which you can use to apply and rub the chrome powder on your guests' nails sparingly. **CN advice:** In order to enjoy the benefits of the ChroMirror Deluxe Pen for a long time, when applying the chrome powders, make sure to only stroke the brush in one direction instead of the usual back-and-forth rubbing movements, thereby reducing the risk of the silicone tearing.



BRANDNEW!

Cleaning the ChroMirror Deluxe Pen: gently clean the silicone head using a CleanserPad or a lint-free wipe soaked in soapy water. It can be used again after drying.

Universe of colors


The nail set was made with Hema Free 3 STEP CrystaLacs HF3SG1, HF3SG2, HF3SG3, HF3SG4, HF3S12 and SENS ChroMirror Deluxe Galassia chome powder. (By Dóra Kesztyűs).

Shine like a star!

New
Galassia

New
Stella

New chrome
powders



Imagine stepping into the starry night... after the sky, you immediately look at your nails and realize that you are wearing all the beauty of the universe... The silvery shine of Stella and the radiant richness of Galassia. It feels so dazzling to me when I look at these two chrome powders. Get them and shine like a star.
Anna Zsiris, @nailcocktail, Insta nail influencer

Scan the QR
code and watch
the video!

NEW SHADES Xtreme Fusion AcrylGel Glowy

The summer range of the Xtreme Fusion AcrylGel product line is made special by the vibrant colors that glow in the dark. One of the gems of the new collection is the Baby shade, which enchants with its fresh peachy Milky Rose tone. Used with ombre technique, the **Coral, Pink and Violet shades are** perfectly recall the sight of a Caribbean sunset.

Recommended use: with Xtreme Fusion AcrylGel Thinner. Curing time in UV/LED lamp 2-3 minutes, in LED 1-2 minutes.

30g



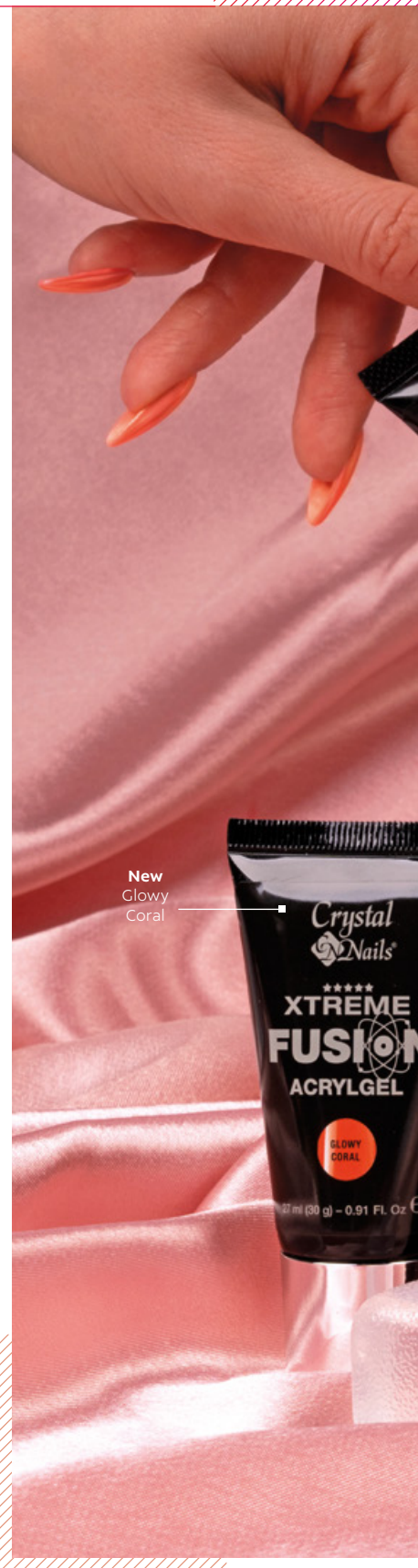
NEW SHADES

Glow in the
dark



CN Advice: For even faster salon work, use our reverse tips, not only for sculpting, but also for filling!

Non-burning, Xtreme dense, perfectly shapeable and easy-to-file AcrylGel. During the sculpting, it is characterized by the controllability of gel and the timeless formability of acrylic materials. After curing, it will have the flexibility of gel combined with the strength of the acrylic. Thanks to its tubular packaging, it can be dosed accurately without material loss.



New
Glowy
Coral





The new summer Fusion colors can be used to create very trendy Ombre nails, which is also special because it glows in the dark. Adorable!

Halász Virág, World Championship Bronze Medalist, Olympic Champion; Dublin Triple Gold Medalist, Certified Master of Manicure and Pedicure.

Scan the QR code and watch the video!



New AcrylGel colors



New
Glowy
Violet

New
Glowy
Pink

New
Glowy
Baby

NEW SHADES

3 STEP CrystaLac

Summer TRENDcolors

NEON collection

Discover the latest neon gel polishes from Crystal Nails. The **special lime (3S213)**, the **bomb coral (3S214)**, the **pinkish-red (3S215)** or the **dazzling pink (3S216)** shade will bring energy to your summer manicure! These intense colors not only lift the mood, but also enhance the tanned shade of the skin.

Curing time in UV 2-3 minutes, in LED 1-2 minutes.

4ml

8ml



New 3S213
Neon Yellow



New 3S214
Energetic Orange



New 3S215
Vibrant Coral



New 3S216
Pink Mania



LIMITED!

Neon Splash

3 STEP CrystaLac

Fresh, vibrant, lively **neon colors** have been put together in this collection, because there is no summer without neon colors. The box **can be turned into a display**.

4x4 ml



New 3S213
Neon Yellow



New 3S214
Energetic Orange



New 3S215
Vibrant Coral



New 3S216
Pink Mania



Summer Magic

The nail set was made with the new 3S213, 3S214, 3S215, 3S216 3STEP CrystalLac shades. (By Dóra Dovicsák)



New 3S214
Energetic Orange

New 3S213
Neon Yellow



New 3S215
Vibrant Coral



New 3S216
Pink Mania




New Colors



The summer novelty products are always my favourites. I love vibrant, bright colors. This time we are waiting for the summer with a vibrant neon collection. Bright colors are everywhere, whether it's clothes or jewelry, so the neon shades will be a favourite also on nails, especially on tanned skin. If the guest can't choose from the colors, just blend the neon colors for the easiest ombre effect.

Dóra Dovicsák, Instagram influencer, Nail Technician.

Scan the QR
code and watch
the video!



NEW SHADES 3 STEP CrystaLac Summer TREND- colors - GLOWY

After the popular Glowy 2STEP SmartGummy Rubber Base Gels, now we are introducing the exciting glow-in-the-dark Glowy 3 STEP CrystaLac summer shades! In addition to the most attractive **peachy-pinky-coral** colors, a **white shade (Glowy White)** also joins the palette.

We recommend this collection not only to festival goers, but to all guests who want to spice up the summer! **All 5 colors are free of HEMA, Di-Hema and TPO ingredients!*** (*for those who have a proven allergy to these ingredients only)

Curing time in UV 2-3 minutes, in LED 1-2 minutes.

LIMITED! Glowy 3 STEP CrystaLac collection

The set includes all 4 brand **new glow-in-the-dark** 3STEP CrystaLac shades, because we know it would be hard to choose. Be truly bold and unique this summer with our Glowy 3 STEP CrystaLac summer shades!

The box **can be turned into a display**.

4x4 ml



Glowy Coral

The nail set was made with the new 3SG3 Glowy Coral and Glowy White 3STEP CrystaLac shades. (By Roxána Sárközy-Eigner)

New 3SG4
Glowy Magenta

New 3SG1
Glowy Flamingo


New 3SG3
Glowy Coral

New 3SG2
Glowy Pink

New
Glowy White

Crystal Nails®
GLOWY
3 STEP CRYSTALAC COLLECTION


New Colors



Do you also like to stand out from the crowd? With these Glowy 3 STEP CrystaLacs, you will definitely have a glowing look, even in the dark! So you can wear the bright colors of summer not only during the day, but they can shine on your nails also at night! A must have for festival goers, and they are also HEMA-free!

Barbara Bodnár, Crystal Nails Ambassador

Scan the QR
code and watch
the video!



NEW SHADES Royal Top Gel

Color and shine in one gel!

Discover the new collection of Neon Pastel Royal Tops, which perfectly matches the atmosphere of hot summer days! We are coming with 4 new colors for this summer season, of which everyone will surely find their favorite! The Royal Top Gel is a **creamy, easy-spreading material, the softer version of Royal Gels in bottle packaging, which will become the new favorite of professionals.** It covers in one layer, so it is faster to work with. It will be a pleasure to apply the colors to the nail surface. Non-fixing, non dissolving, colored gel in a bottle. **CN advice:** Apply a very thin layer on top of a sculpted nail or strengthened gel polish base. Our summer colors are a little softer than our previous darker shades.

Curing time in UV 2-3 minutes, in LED 1-2 minutes.

4ml

How to use it: You can enhance its shine with top gel. In essence, it can be used on any base, but in case of gel polishes only on base gels used for the strengthening **technique.**

If the material settles or separates while long standing, due to its density do not shake it, just stir it in the bottle with a wooden stick.



NEW COLOR! Elastic Hardener Milky rose

Our popular Elastic Hardener product line is expanding with a **new Milky Rose** member for this summer. A **builder gel in a bottle that perfectly matches the tone of our previous Milky Rose shades.** A flexible, dissolvable gel with excellent adhesion, which is suitable for S/M sized nails. It will surely be a huge favorite of the summer season as it is an ideal choice for tanned skin.

Curing time: 2-3 minutes in UV lamp, 1-2 minutes in LED lamp.

8ml
13ml



CN advice:

It can also be used for nail correction, deformed nails, pedicure and fixing the nail corners

Ideal for salon work as a base, as a strengthener, for correction, extension or C-curve.

Neon pastel vibe

The nail set was made with the new RT17, RT18, RT19 and RT 20 summer Royal Top Gel shades. (by Roxána Sárközy-Eigner)

New RT18
Neon Coral
Flower

New RT19
Pink Mania

New RT20
Energetic
Orange

New RT17
Neon Yellow

New Colors

Scan the QR
code and watch
the video!

The new Royal Top Gels come in super summer colors. They are characterized by bright neon shades with a slight pastel effect, which makes these new colors really special. Its use brings the usual simplicity, use it in 2 layers without any top.

Roxana Sárközy-Eigner, Nail Technician educator

NEW SHADES

Hema Free 3 STEP CrystaLac

Creamy, well-covering, long-lasting HEMA FREE (free from HEMA, di-HEMA, TPO ingredients) **3 STEP CrystaLacs** in **the most popular NEON colors**. The CrystaLac material offers the durability of color gels with the ease of nail polishing. It spreads softly. It spreads softly. It cures sticky, so it has to be covered/cleansed. A product free of HEMA, di-HEMA and TPO ingredients, which provides a **solution for guests who are allergic to them!**

Cure in a UV lamp for 2-3 minutes, in an LED for 1-2 minutes.

4ml



New
HF3S11
Neon Yellow



New
HF3S12
Neon Orange



New
HF3S13
Neon Pink



New
HF3S14
Neon Fuchsia



New HF3S11
Neon Yellow



Neon Orange

The nail set was made with Hema Free 3 Step CrystalLac HF3S12. (by Dóra Dovicsák)



New HF3S12
Neon Orange

New HF3S14
Neon Fuchsia



New HF3S13
Neon Pink



NEON



These wild summer shades mesmerize you, their color is beautiful, which is accompanied by a soft creamy texture, with which you can easily create the unmissable hit of the summer, the ombre effect. Add one of the new chrome powders and the end result will be dazzling.

Mónika Majnik, Nail Camp Master, Bronze Medalist of the Hungarian Championship, Hungarian Champion, Certified Hand Care and Nail Builder, Certified Master Nail Technician, Nail Technician Educator

New Colors



Scan the QR
code and watch
the video!

NEW SHADES

2 STEP SmartGummy Rubber Base Gel



Remember: The SmartGummy Rubber Bases are recommended for fingertip-length, mini-length nails. You can replace the base gel + 2 layers of color technique to speed up your salon work.

New, innovative Base Gel, characterized by extremely **easy spreadability, high flexibility, and strong adhesion**. The creation of a smooth surface is child's play, because the material is easily smoothed out with a little help and the unevenness quickly disappears from its surface. **It holds the desired curve well**, meanwhile it does not easily flow, thus providing a great help to those who basically want to work with moderately soft materials. It provides a **fast working pace with only a few corrective movements**. **Its flexibility makes it stand out from all Base Gels, which makes it extremely resistant, as it adapts to all kinds of movements of the natural nail, so it can withstand possible mechanical influences better than its counterparts**. Its adhesion is outstanding, it is at the top of the adhesion order of Base Gels. After curing, the surface remains sticky, its top coat is Cool Top Gel.

With the Princess Pink shade of 2 STEP SmartGummy Rubber Base Gel, we favor the lovers of princess nails who are passionate about all shades of pink. For the Milky-maniacs, we come with a slightly milkier **Milkshake shade** compared to Milky Rose. Shimmer Coral is for those who like fine glitter magic, and Fiesta is for those who are looking for a real summer red as a quick solution.

Curing time: 2-3 minutes in UV lamp, 1-2 minutes on LED lamp.

8ml

SMART: it crawls into its place automatically, then slips into the surface

GUMMY: because it's flexible, rubbery

BASE&BUILDER: you can use it as a base or refill your nails and also you can create the C-curve but do not build a long nail on form with this product. Use the Compact product line, the Elasty Hardener Gel or the SENS base&builder range for that.

**Economical
13ml
packaging!**



New
Milky Rose

New 2 STEP SmartGummy Rubber Base Gel – Nr14 Milky Rose



By popular demand, the Nr1 Baby Pink and Nr2 Milky White 2 STEP SmartGummy Rubber Base Gels has been available in economical, large packages since spring. Now the guest favorite Nr14. Milky Rose is also available in 13 ml packaging!

13ml



New Nr60
Princess Pink



New Nr61
Milkshake



New Nr62
Shimmer Coral



New Nr63
Fiesta

NEW SHADES



Princess Pink

The nail set was made with the new 2 STEP SmartGummy Rubber Base Gel Nr 60 Princess Pink shade. (By Dóra Doviscsák)



New 13ml
packaging*
Milky Rose



New Nr61
Milkshake



New Nr63
Fiesta




New Nr60
Princess
Pink



New Nr62
Shimmer
Coral

New Colors



Scan the QR
code and watch
the video!



All the fruity ice creams in the world come to mind when I look at these colors. It perfectly captures all the things we love in summer. Wherever you are, the brand new 2 STEP SmartGummy Rubber Base shades will take you on an endless summer vacation!
Péter Kendik, Crystal Nails Ambassador

NEW! NAIL STICKERS

When creating the collection for the summer season, we tried to make sure that both fans of simpler, cleaner decorations and lovers of bolder, extra patterns, could find something that suits them. This season, we brought you **3 water decals (lemonade stand sand, sun and sea, garden whispers)** and **2 self-adhesive stickers (CN-10, CN-11)** which are not only easy to use, but they also guarantee a fast work pace.

Our high-quality stickers are durable and easy to apply. They certainly match the trendcolors of the season!



Lemonade stand



Sand, sun and sea



Garden whispers



CN-10



CN-11



Lemonade nails

The nail set was made with SENS Aurora Decor&Builder Gel White, Hema Free 3 STEP CrystaLac 3SHF11 and SENS ChroMirror Stella chrome powder. (by Virág Halász)

NEW COLORS! LongLasting Nail Polishes (NEON)

Last year's sensational neon nail polish collection was a huge success, so this summer the LongLasting product line comes in **5 wonderfully vibrant shades (neon yellow, neon green, neon coral, neon pink and neon purple)**! These bright colors are a perfect choice for hot summer days or even on vacation. They cover perfectly even in two thin layers, spread evenly and dry fast.

CN advice: For a glossy effect, we recommend using our Weekly TopCoat, High Shine, UV Top Coat, Defender, or 2in1 Base&Top Coat top coats.

10ml



A great choice for both hands and feet!

NEW SHADES

NEON



New Cuticle oil Grapefruit Bellini and Watermelon Margarita

Discover our latest summer cuticle oils, the **LIMITED Grapefruit Bellini**, a nice citrus fragrance and the seductively **sweet LIMITED Watermelon Margarita**, inspired by popular summer cocktails.

Dropped on, the sweet and refreshing aromas of cool summer cocktails come to life, so the smile on your guest's face is guaranteed.

Let our irresistibly fruity nail oils enchant you, they will be essential accessories of the summer season.

4ml



Watermelon
Margarita

Grapefruit
Bellini

New Gel Effect Top Coat

Experience the effect of a professional manicure at home with the New! Gel Effect Top Coat! **A top coat specially developed for the Gel Effect product line**, but you can also use it for other nail polishes as well. It provides a long-lasting, solid surface.

Applying just one layer is enough to make your nails shine at the highest level.


10ml

Get ready for the summer season in style and without a care in the world!



LIMITED! Nova Crystal Rhinestone

Discover the sparkling NOVA Rhinestones, which will be the jewels of summer nails! This summer season, two stunning limited edition shades are presented. Enchant your guests with **Royal Blue** (size SS3) or with the iridescent **Peacock Feather** (size SS8). You will find 100 rhinestones in the elegant black jar. fényzselézd körbe 0 Short ecsettel!



To apply flat-bottomed stones, we recommend tip glue or Gem Glue Gel. If you use the Gem Glue Gel, cure it in UV lamp for 2-3 minutes, in an LED for 1-2 minutes!



BRANDNEW! Glam Glitters

The NEW, impressively sparkling Glam Glitters collection debuts in **4 new shades** for the summer season. They create an incomparably dazzling effect, while they do not contain microplastics, as they are made from biodegradable materials. Thanks to the extreme glitter effect, they are guaranteed to shine in the summer sun!

BRANDNEW!



CN advice: Press it into the sticky layer or mix it with Compact Base Gel Clear or Compact Base Gel PLUS Clear and apply it to the surface of the nail. There's never enough glitter! Use a top layer for durability and comfort.

Free of
microplastics,
biodegradable

Crystal Nails®

Glow everywhere
in your style!



13+1 Crystal Nails *advice* for hot summer days!

DURING THE HOT SUMMER TIMES WE NEED TO BE CAREFUL ABOUT THE RIGHT AMOUNT OF FLUID INTAKE, OUR SKIN AND EYES, BUT ALSO OUR FAVORITE CRYSTAL NAILS PRODUCTS.

1

According to the laws of chemistry and physics, some pigments are changing their color exposed to durable and strong UV light. However, if we change them, some colors would not be so vivid. (Of course the most fading colors are excluded from the outset.) If your client is all day by the pool or the sea the color of the nails will fade. So if your clients come back with this complain, reassure them, the material is not bad: the forgotten clothes also lose their color on strong sunlight. This fact should be mentioned before work.



2

The **Cool Top Universal** contains UV filter to eliminate the color fading.

3

Some vivid shade may produce darker stains as a result of UV light, especially if they are coated with **Mattever, Sens Matte Top Gel or Cool Top Dark**, but if you use **Cool Top Universal** first with quick curing, this problem will not happen to you. When covering neon colours with a Top gel, use a weaker lamp, or the lamp's Low heat mode, or a GL/O top, the latter to be cleansed.

4

Some vivid shade may produce darker stains as a result of UV light, especially if they are coated with **Mattever, Sens Matte Top Gel or Cool Top Dark**, but if you use **Cool Top Universal** first with quick curing, this problem will not happen to you. When covering neon colours with a Top gel, use a weaker lamp, or the lamp's Low heat mode, or a GL/O top, the latter to be cleansed.

5

In summer every material gets a bit softer, so use denser base gels (**Compact Base Gel Plus, Elastic Hardener Gel and Sens Base&Builder Gel**) because in the summer all materials become softer than normal.

6

In summer heat, the builder gels cure on a higher temperature, which can cause an unpleasant feeling. Choose a lower heat generating material like **Xtreme Superior Builder Gel Clear, Xtreme Cool Gel or Sens Builder Gel**. Intermittent curing is better for sensitive clients. Take out their hands of the lamp in every 3-5 seconds or after 5 seconds cure the nails in diffused light for 20 seconds.

7

If you work with powder and liquid, use slower materials and pay attention on the temperature of liquid. The warm liquid cures faster. The double-walled liquid holder helps to keep the liquid on a constant temperature. Warm and humid environment (such a hairdresser salon) helps in fast hardening

8

Use denser materials, which keeps their structure more in the heat like **Cover Refill Hard or Cover Refill Hard Tan** specially for tanned skin.

9

If you work with acrylics, the **Sens AcrylGel or Xtreme Fusion AcrylGel** is the best choice. It is a good forming material, which doesn't run into the sidefolds even on the hottest days. You can refill 5 fingers at the same time. It does not heat up, even the most sensitive client can only feel a little warmth. Whether you work with gels or powder and liquid, this material will be there to help you in the hot summer months.

10

Keep the gel jars closed and clean. If the gel gets on the course of the jar, the sunlight, the incoming or reflected light cures it to the cap. The best way to avoid this, keep the jars in the drawer or in the cupboard. If this problem regularly happens to you, good to have a UV protector foil on the windows.

11

Use the **Nail Prep**, it helps to keep dry even the wet hands. Your template will also stick better on sweaty hands.

12

The gels are more softer in the summer heat. Pay attention, the gel polish should not run into the sidefolds. We recommend you to apply the C-curve in two layers to keep the material on the right place.

13

Keep the gels at the coolest point of your salon. If the summer heat softens the gels, you can put them in the refrigerator until the material gets the original density. Don't keep there for a long time, you can't work with frozen materials for hours.

+1

In summer, not only guests spend their well-deserved break, but also the nailartists, so it is pretty possible, that your clients will not return in time and you need to slip the appointment a week later. To reach the perfect adhesion for longlasting nails, use **Sens Base&Builder Gel** any shade under gel polishes and builder gels. This extra durability will help to get through the extra days.

Crystal
 *Nails®*